

CS371N: Natural Language Processing

Lecture 22: Interpretability

Greg Durrett



Announcements

- ▶ Guest lecture Thursday by Eunsol Choi. Please plan to attend!
- ▶ A5 due today
- ▶ Final project check-ins due **November 17**
- ▶ Final projects due **December 8**
- ▶ Greg's OHs today at 4pm, canceled Thursday



Recap

- ▶ Dataset artifacts / spurious correlations
 - ▶ Single-word correlations in NLI: hypothesis contains *not* -> contradiction
 - ▶ Answer type bias in QA: *where* -> return any reasonable location
- ▶ Various debiasing techniques:
 - ▶ Understand what examples are contributing to the bias
 - ▶ Reweighting training data to remove those examples
 - ▶ Data augmentation (not discussed)



Today

- ▶ Why is it so surprising when these model failures happen? Why can't we just look at *why* they make their predictions?
- ▶ Interpreting neural networks: what does this mean and why should we care?
- ▶ Local explanations: erasure techniques
- ▶ Gradient-based methods
- ▶ Evaluating explanations

Interpreting Neural Networks



Interpreting Neural Networks

- ▶ This is a BERT-based QA model. How do we figure out why it picked Stewart over Devin Funchess?

Question: who caught a 16-yard pass on this drive ?

Answer: devin funchess

Start Distribution

- ▶ *Green: Heatmap of posterior probabilities over the **start** of the answer span*

there would be no more scoring in the third quarter , but early in the fourth , the broncos drove to the panthers 41-yard line . on the next play , early knocked the ball out of manning 's hand as he was winding up for a pass , and then recovered it for carolina on the 50-yard line . a 16-yard reception by **devin** funchess and a 12-yard run by **stewart** then set up gano 's 39-yard field goal , cutting the panthers deficit to one score at 16-10 . the next three drives of the game would end in punts .



Interpreting Neural Networks

- ▶ Sentiment:

the movie was not bad -> **negative** (gold: **positive**)

	DAN	Ground Truth
this movie was not good	negative	negative
this movie was good	positive	positive
this movie was bad	negative	negative
the movie was not bad	negative	positive

- ▶ Left side: predictions model makes on individual words
- ▶ Tells us how these words combine
- ▶ **How do we know why a neural network model made the prediction it made?**

lyyer et al. (2015)



Why explanations?

- ▶ **Trust:** if we see that models are behaving in human-like ways and making human-like mistakes, we might be more likely to trust them and deploy them
- ▶ **Causality:** if our classifier predicts class y because of input feature x , does that tell us that x causes y ? Not necessarily, but it might be helpful to know
- ▶ **Informativeness:** more information may be useful (e.g., predicting a disease diagnosis isn't that useful without knowing more about the patient's situation)
- ▶ **Fairness:** ensure that predictions are non-discriminatory

Lipton (2016)



Why explanations?

- Some models are naturally **transparent**: we can understand why they do what they do (e.g., a decision tree with <10 nodes)
- Explanations of more complex models
 - Local explanations**: highlight what led to this classification decision. (Counterfactual: if these features were different, the model would've predicted a different class) — focus of this lecture
 - Text explanations**: describe the model's behavior in language (we already saw these)
 - Model probing**: auxiliary tasks, challenge sets, adversarial examples to understand more about how our model works

Lipton (2016); Belinkov and Glass (2018)

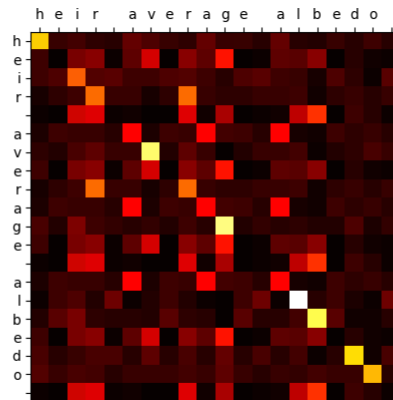
Local Explanations

(which parts of the input were responsible for the model's prediction on this particular data point?)

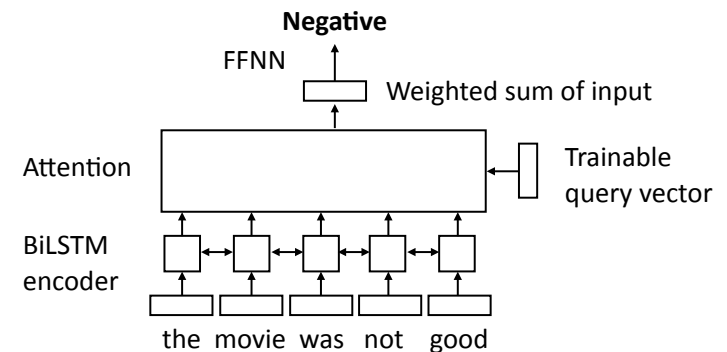


Assignment 4

- What did you see in attention distributions? Did it always "make sense"?
 - If two layers, sometimes one layer does weird stuff
 - Attention patterns may be okay but not very "strong"
- What can we conclude about how the model would behave if the input were changed?



Sentiment Analysis with Attention

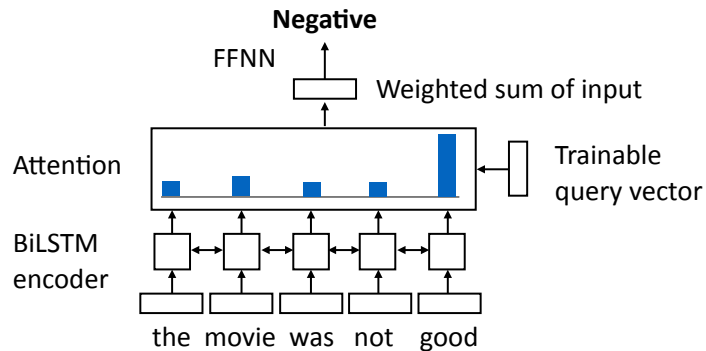


- Similar to a DAN model, but (1) extra BiLSTM layer; (2) attention layer instead of just a sum

Jain and Wallace (2019)



Attention Analysis



- ▶ Attention places most mass on *good* — did the model ignore *not*?
- ▶ What if we removed *not* from the input?

Jain and Wallace (2019)



Local Explanations

- ▶ An explanation could help us answer counterfactual questions: if the input were x' instead of x , what would the output be?

	Model
<i>that movie was not great , in fact it was terrible !</i>	—
<i>that movie was not ____ , in fact it was terrible !</i>	—
<i>that movie was ____ great , in fact it was ____ !</i>	+

- ▶ Attention can't necessarily help us answer this!



Erasure Method

- ▶ Delete each word one by one and see how prediction prob changes

<i>that movie was not great , in fact it was terrible !</i>	— prob = 0.97
<i>___ movie was not great , in fact it was terrible !</i>	— prob = 0.97
<i>that ___ was not great , in fact it was terrible !</i>	— prob = 0.98
<i>that movie ___ not great , in fact it was terrible !</i>	— prob = 0.97
<i>that movie was ___ great , in fact it was terrible !</i>	— prob = 0.8
<i>that movie was not ___ , in fact it was terrible !</i>	— prob = 0.99



Erasure Method

- ▶ Output: highlights of the input based on how strongly each word affects the output

*that movie was **not** great , in fact it was terrible !*

- ▶ *not* contributed to predicting the negative class (removing it made it less negative), *great* contributed to predicting the positive class (removing it made it more negative)
- ▶ Will this work well?
 - ▶ Inputs are now unnatural, model may behave in “weird” ways
 - ▶ Saturation: if there are two features that each contribute to negative predictions, removing each one individually may not do much



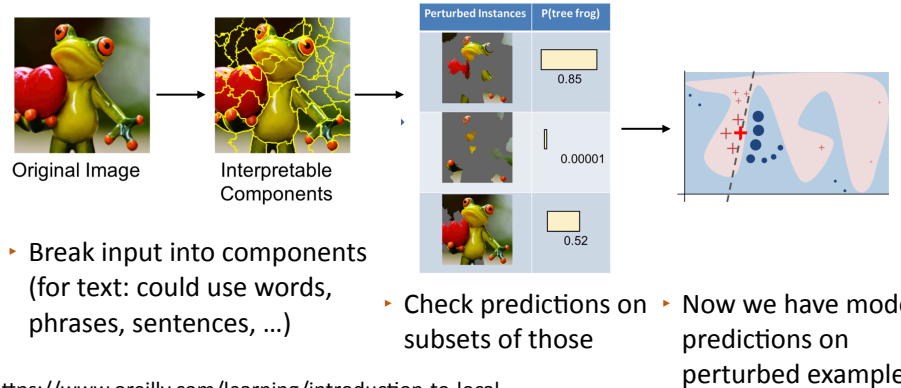
LIME

- ▶ Locally-interpretable, model-agnostic explanations (LIME)
- ▶ Similar to erasure method, but we're going to delete collections of things at once
 - ▶ Can lead to more realistic input (although people often just delete words with it)
 - ▶ More scalable to complex settings

Ribeiro et al. (2016)



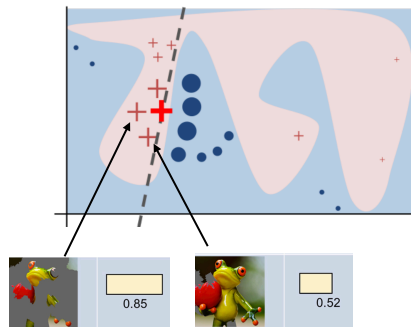
LIME



<https://www.oreilly.com/learning/introduction-to-local-interpretable-model-agnostic-explanations-lime>



LIME



- ▶ This is what the model is doing on perturbed examples of the input
- ▶ Now we train a classifier to predict the model's behavior based on **what subset of the input it sees**
- ▶ The weights of that classifier tell us which parts of the input are important



LIME

- ▶ This secondary classifier's **weights** now give us **highlights** on the input

The movie is mediocre, maybe even bad.	Negative 99.8%
The movie is mediocre, maybe even bad .	Negative 98.0%
The movie is mediocre , maybe even bad.	Negative 98.7%
The movie is mediocre , maybe even bad .	Positive 63.4%
The movie is mediocre , maybe even bad.	Positive 74.5%
The movie is mediocre, maybe even bad.	Negative 97.9%

The movie is **mediocre**, maybe even **bad**. Wallace, Gardner, Singh
Interpretability Tutorial at EMNLP 2020



Problems with LIME

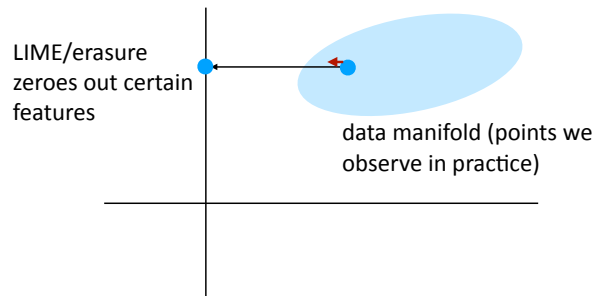
- ▶ Lots of moving parts here: what perturbations to use? what model to train? etc.
- ▶ Expensive to call the model all these times
- ▶ Linear assumption about interactions may not be reliable

Gradient-based Methods



Problems with LIME

- ▶ Problem: fully removing pieces of the input may cause it to be very unnatural



- ▶ Alternative approach: look at what this perturbation does locally right around the data point using **gradients**



Gradient-based Methods

score = weights * features
(or an NN, or whatever)

Learning a model

Compute derivative of score with respect to weights: how can changing weights improve score of correct class?

Gradient-based Explanations

Compute derivative of score with respect to **features**: how can changing **features** improve score of correct class?



Problems with LIME

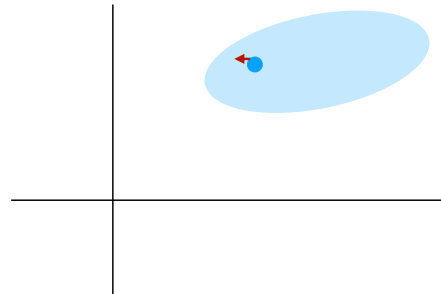
- Originally used for images

S_c = score of class c

I_0 = current image

$$w = \left. \frac{\partial S_c}{\partial I} \right|_{I_0}$$





- Higher gradient magnitude = small change in pixels leads to large change in prediction



Simonyan et al. (2013)



Problems with LIME



Simonyan et al. (2013)

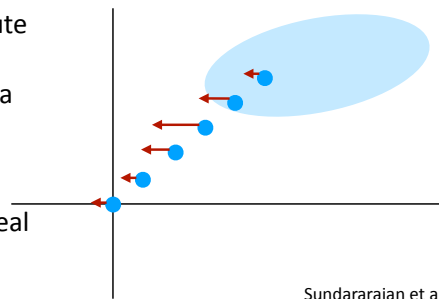


Problems with LIME

- Suppose you have prediction = A OR B for features A and B. Changing either feature doesn't change the prediction, but changing both would. Gradient-based method says neither is important

- Integrated gradients: compute gradients along a path from the origin to the current data point, aggregate these to learn feature importance

- Intermediate points can reveal new info about features



Sundararajan et al. (2017)

Evaluating Explanations



Faithfulness vs. Plausibility

- Suppose our model is a bag-of-words model with the following:
 - the = -1, movie = -1, good = +3, bad = 0
 - the movie was good prediction score=+1
 - the movie was bad prediction score=-2
- Suppose explanation returned by LIME is:
 - the movie was **good**
 - the movie was **bad**
- Is this a "correct" explanation?



Faithfulness vs. Plausibility

- Plausible** explanation: matches what a human would do
 - the movie was **good** the movie was **bad**
 - Maybe useful to explain a task to a human, but it's not what the model is really doing!
- Faithful** explanation: actually reflects the behavior of the model
 - the movie was **good** **the movie** was bad
 - We usually prefer faithful explanations; non-faithful explanations are actually deceiving us about what our models are doing!
 - Rudin: *Stop Explaining Black Box Models for High-Stakes Decisions and Use Interpretable Models Instead*



Evaluating Explanations

- Nguyen (2018): delete words from the input and see how quickly the model flips its prediction?
 - Downside: not a "real" use case
- Hase and Bansal (2020): counterfactual simulatability: user should be able to predict what the model would do in another situation
 - Hard to evaluate



Evaluating Explanations

The screenshot shows a text review: "I, like others **was very excited to read this book**. I thought it would show another side to how the Tate family dealt with the murder of their daughter Sharon. I didn't have to read much to realize however that the book is was not going to be what I expected. It is full of added dialog and assumptions. It makes it hard to tell where the truth ends and the embellishments begin. It reads more like fan fiction than a true account of this family's tragedy. I did enjoy looking at the early pictures of Sharon that I **had never seen before** but they were **hardly worth the price of the book**." The words "was very excited to read this book" are highlighted in blue (c), "had never seen before" in red (d), and "hardly worth the price of the book" in red (e).

The interface includes:

- Round: 1/50 #Correct Labels: 0
- Question: "Is the sentiment of the review positive or negative?"
- Buttons: "Mostly Positive" (blue) and "Mostly Negative" (red)
- Feedback: "Marvin is 62.7% confident about its suggestion." with a gauge showing 62.7% CONFIDENT.

- Human is trying to label the sentiment. The AI provides its prediction to try to help. Does the human-AI team beat human/AI on their own?
- AI provides both an explanation for its prediction (blue) and also a possible counterargument (red)
- Do these explanations help the human? Slightly, but **AI is still better**
- Few positive results on "human-AI teaming" with explanations Bansal et al. (2020)



What to Expect from Explanations?

Ye et al. (2021)

- What do we really want from explanations?
- Explanations should describe model behavior with respect to counterfactuals (Miller, 2019; Jacovi and Goldberg, 2021)

The movie is not that bad.

The movie is not ____.



- What about **realistic counterfactuals**? Since dropping tokens isn't always meaningful

The movie is not actually bad.

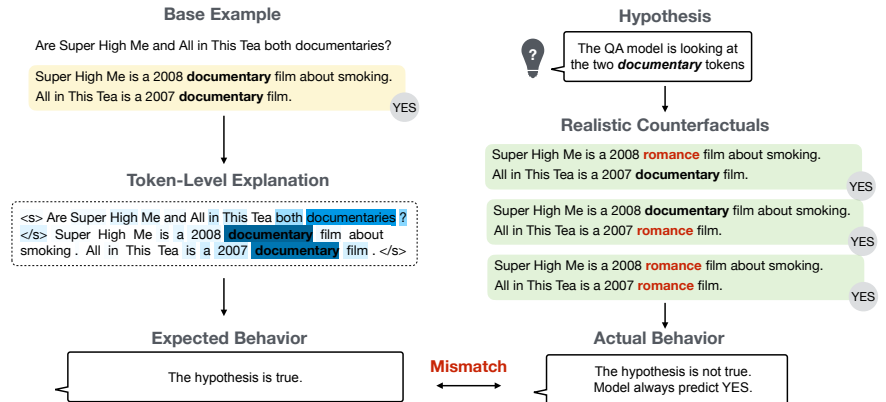
- We are going to evaluate explanations based on whether they can tell us useful things about model behavior



A Multi-hop QA Example

Ye et al. (2021)

- We formulate a hypothesis about the model's behavior, and test it using counterfactuals



Ongoing Conversation

- Lots of ongoing research:
 - How do we interpret explanations?
 - How do *users* interpret our explanations?
 - How should *automated systems* make use of explanations?
- Still a growing area



Packages

- AllenNLP Interpret: <https://allennlp.org/interpret>
- Captum (Facebook): <https://captum.ai/>
- LIT (Google): <https://ai.googleblog.com/2020/11/the-language-interpretability-tool-lit.html>
- Various pros and cons to the different frameworks



Takeaways

- ▶ Many other ways to do explanation:
 - ▶ Probing tasks: do vectors capture information about part-of-speech tags?
 - ▶ Diagnostic test sets (“unit tests” for models). E.g., do LMs have “theory-of-mind”? Are LMs biased? (Sometimes hard to generalize these results)
 - ▶ Building models that are explicitly interpretable (decision trees)
- ▶ Lots of uncertainty about which of these approaches is best