

CS388: Natural Language Processing

Lecture 6: Language Modeling, Self Attention

Greg Durrett



TEXAS

The University of Texas at Austin



Administrivia

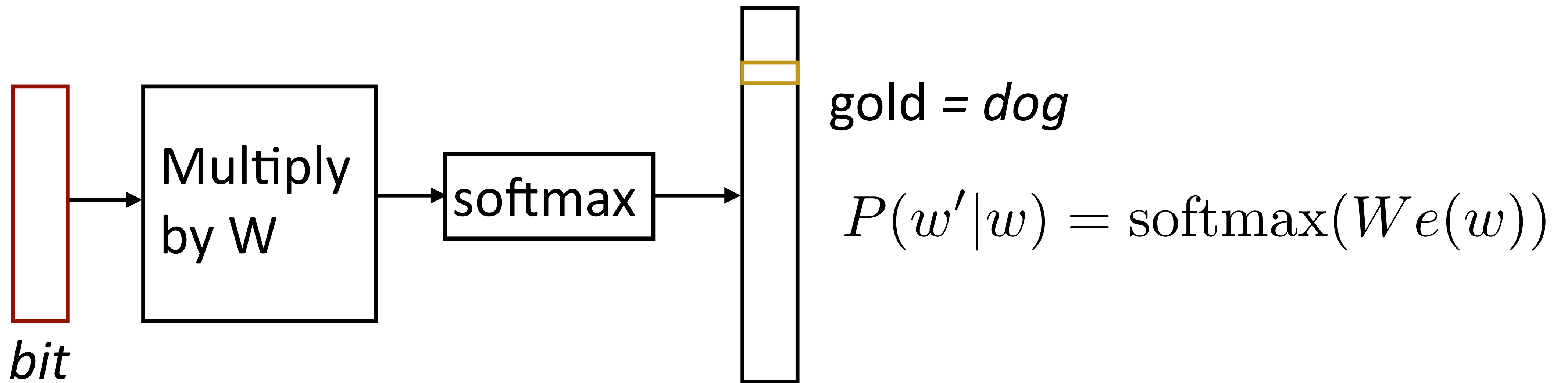
- ▶ Project 2 due on Feb 13
- ▶ Greg's Wednesday OHs pushed back to 1:15pm-2:15pm (by 15 minutes)



Recap: Skip-Gram

- ▶ Predict one word of context from word

the dog bit the man



- ▶ Parameters: $d \times |V|$ **vectors**, $|V| \times d$ output parameters (W) (also usable as vectors!)
- ▶ Predicting the next word from a word will be similar to language modeling (focus of this lecture!)



Recap: GloVe

► Objective = $\sum_{i,j} f(\text{count}(w_i, c_j)) (w_i^\top c_j + a_i + b_j - \log \text{count}(w_i, c_j))^2$

■ ■ ■ ■
the dog cat ran

■ <i>the</i>	0	200	200	0
■ <i>dog</i>	200	0	0	15
■ <i>cat</i>	200	0	0	15
■ <i>ran</i>	0	15	15	0

Linear regression with 12 pairs:
each element is plugged into the above equation

■ ■ + constant = log count of pair

(made up values — matrix will generally be symmetric, though)



Recap: Using Embeddings

- ▶ Approach 1: learn embeddings as parameters from your data
- ▶ Approach 2: initialize using GloVe, keep fixed
- ▶ Approach 3: initialize using GloVe, fine-tune

- ▶ Nearly all modern transfer learning uses Approach 3 (e.g., fine-tuning BERT). And you don't just fine-tune embeddings, but instead use an entire language model



Today

- ▶ Language modeling intro
- ▶ Neural language modeling
- ▶ Self-attention
- ▶ Multi-head self-attention
- ▶ Positional encodings (if time)

Language Modeling



Language Modeling

- ▶ Fundamental task in both linguistics and NLP: can we determine if a sentence is *acceptable* or not?
- ▶ Related problem: can we evaluate if a sentence is grammatical? Plausible? Likely to be uttered?
- ▶ Language models: place a distribution $P(\mathbf{w})$ over strings \mathbf{w} in a language. This is related to all of these tasks but doesn't exactly map onto them
- ▶ Today: autoregressive models $P(\mathbf{w}) = P(w_1)P(w_2|w_1)P(w_3|w_1, w_2) \dots$
- ▶ Turns out this is also useful as a pre-training task like skip-gram!



N-gram Language Models

$$P(\mathbf{w}) = P(w_1)P(w_2|w_1)P(w_3|w_1, w_2) \dots$$

- ▶ n-gram models: distribution of next word is a categorical conditioned on previous n-1 words $P(w_i|w_1, \dots, w_{i-1}) = P(w_i|w_{i-n+1}, \dots, w_{i-1})$
- ▶ Markov property: don't remember all the context but only consider a few previous words

I visited San _____

put a distribution over the next word

2-gram: $P(w \mid \text{San})$

3-gram: $P(w \mid \text{visited San})$

4-gram: $P(w \mid \text{I visited San})$



N-gram Language Models

$$P(\mathbf{w}) = P(w_1)P(w_2|w_1)P(w_3|w_1, w_2) \dots$$

- ▶ n-gram models: distribution of next word is a categorical conditioned on previous n-1 words $P(w_i|w_1, \dots, w_{i-1}) = P(w_i|w_{i-n+1}, \dots, w_{i-1})$

$$P(w|\text{visited San}) = \frac{\text{count}(\text{visited San}, w)}{\text{count}(\text{visited San})}$$

3-gram probability, maximum likelihood estimate from a corpus (remember: count and normalize for MLE)

- ▶ Just relies on counts, even in 2008 could scale up to 1.3M word types, 4B n-grams (all 5-grams occurring >40 times on the Web)



Smoothing N-gram Language Models

- ▶ What happens when we scale to longer contexts?

$P(w|to)$ *to* occurs 1M times in corpus

$P(w|go\ to)$ *go to* occurs 50,000 times in corpus

$P(w|to\ go\ to)$ *to go to* occurs 1500 times in corpus

$P(w|want\ to\ go\ to)$ *want to go to*: only 100 occurrences

- ▶ Probability counts get very sparse, and we often want information from 5+ words away
- ▶ What can we do?



Smoothing N-gram Language Models

I visited San _____ put a distribution over the next word

- ▶ Smoothing is very important, particularly when using 4+ gram models

$$P(w|\text{visited San}) = (1 - \lambda) \frac{\text{count}(\text{visited San}, w)}{\text{count}(\text{visited San})} + \lambda \frac{\text{count}(\text{San}, w)}{\text{count}(\text{San})}$$

smooth
this
too!

- ▶ One technique is “absolute discounting:” subtract off constant k from numerator, set lambda to make this normalize ($k=1$ is like leave-one-out)

$$P(w|\text{visited San}) = \frac{\text{count}(\text{visited San}, w) - k}{\text{count}(\text{visited San})} + \lambda \frac{\text{count}(\text{San}, w)}{\text{count}(\text{San})}$$

- ▶ Smoothing schemes get very complex!



The Power of Language Modeling

My name _____

- ▶ One good option (*is*)?

My name is _____

- ▶ Flat distribution over many alternatives. But hard to get a good distribution?

I visited San _____

- ▶ Requires some knowledge but not one right answer

The capital of Texas is _____

- ▶ Requires more knowledge (one answer...or is there?)

The casting and direction were top notch. Overall I thought the movie was _____

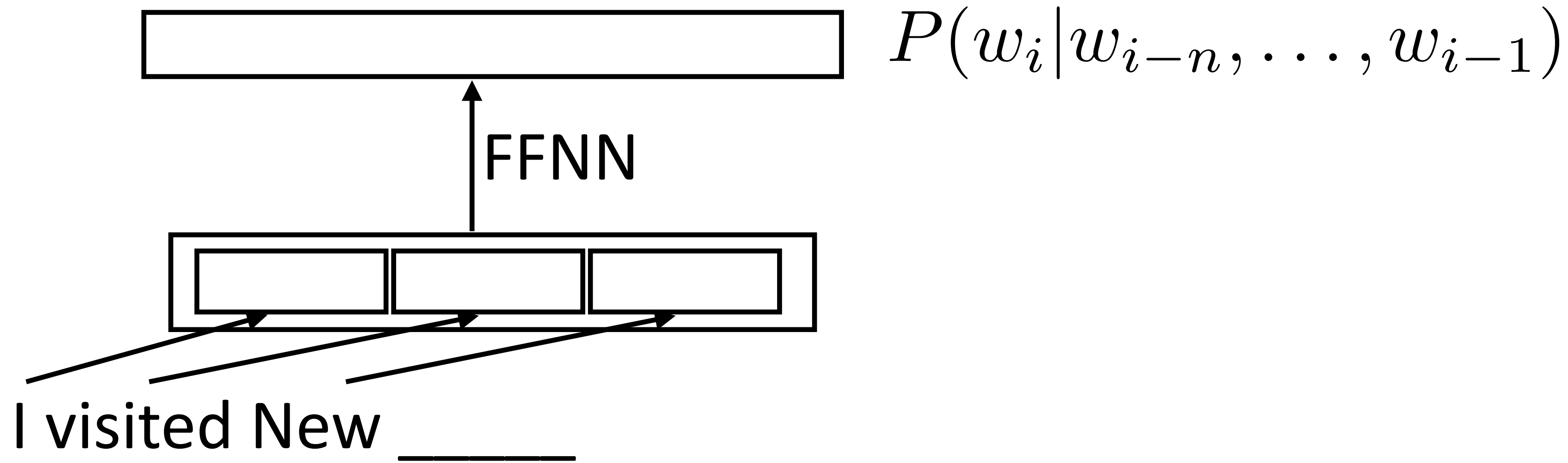
- ▶ Requires basically doing sentiment analysis!

Neural Language Modeling



Neural Language Models

- ▶ Early work: feedforward neural networks looking at context



- ▶ Slow to train over lots of data! But otherwise this seems okay?



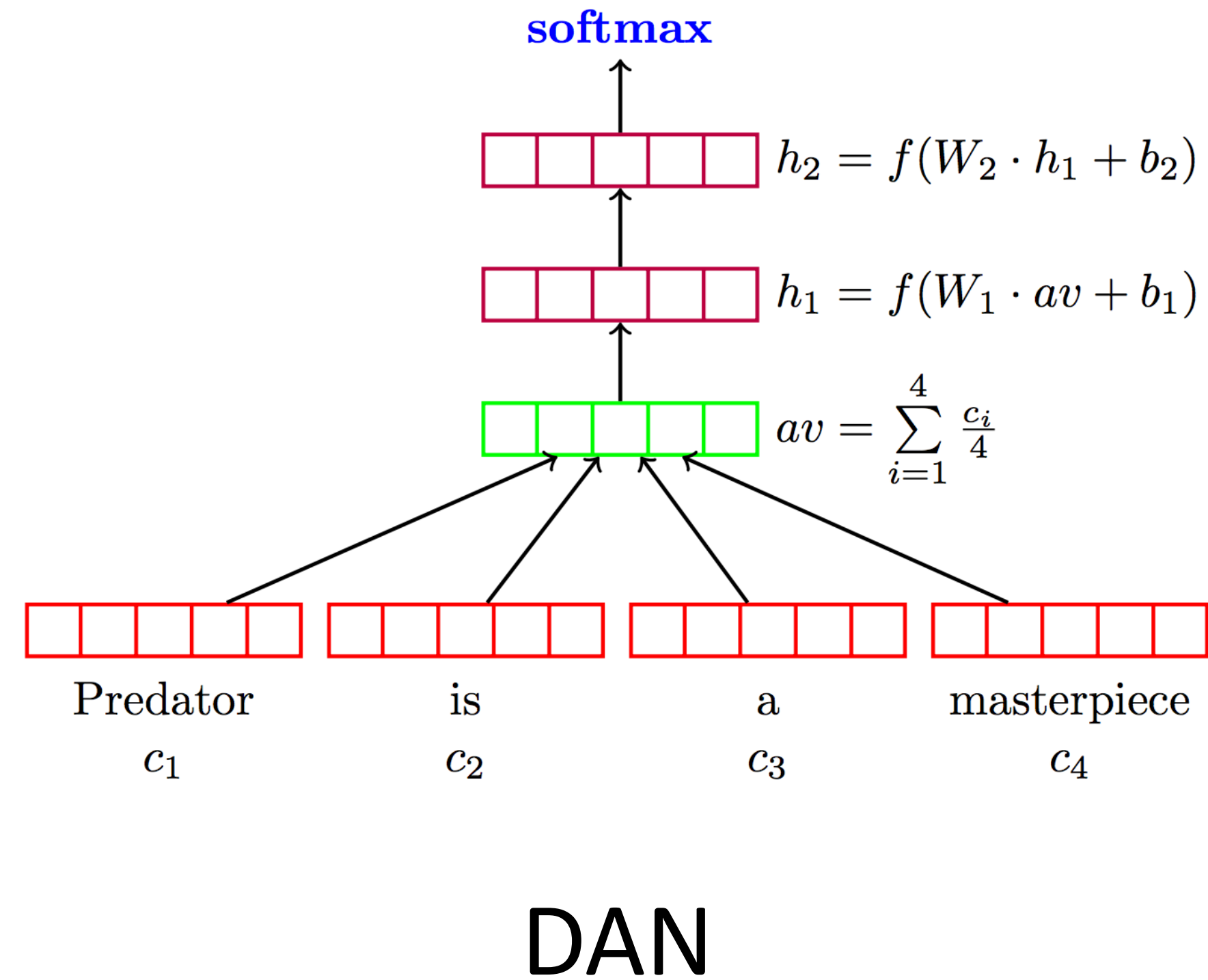
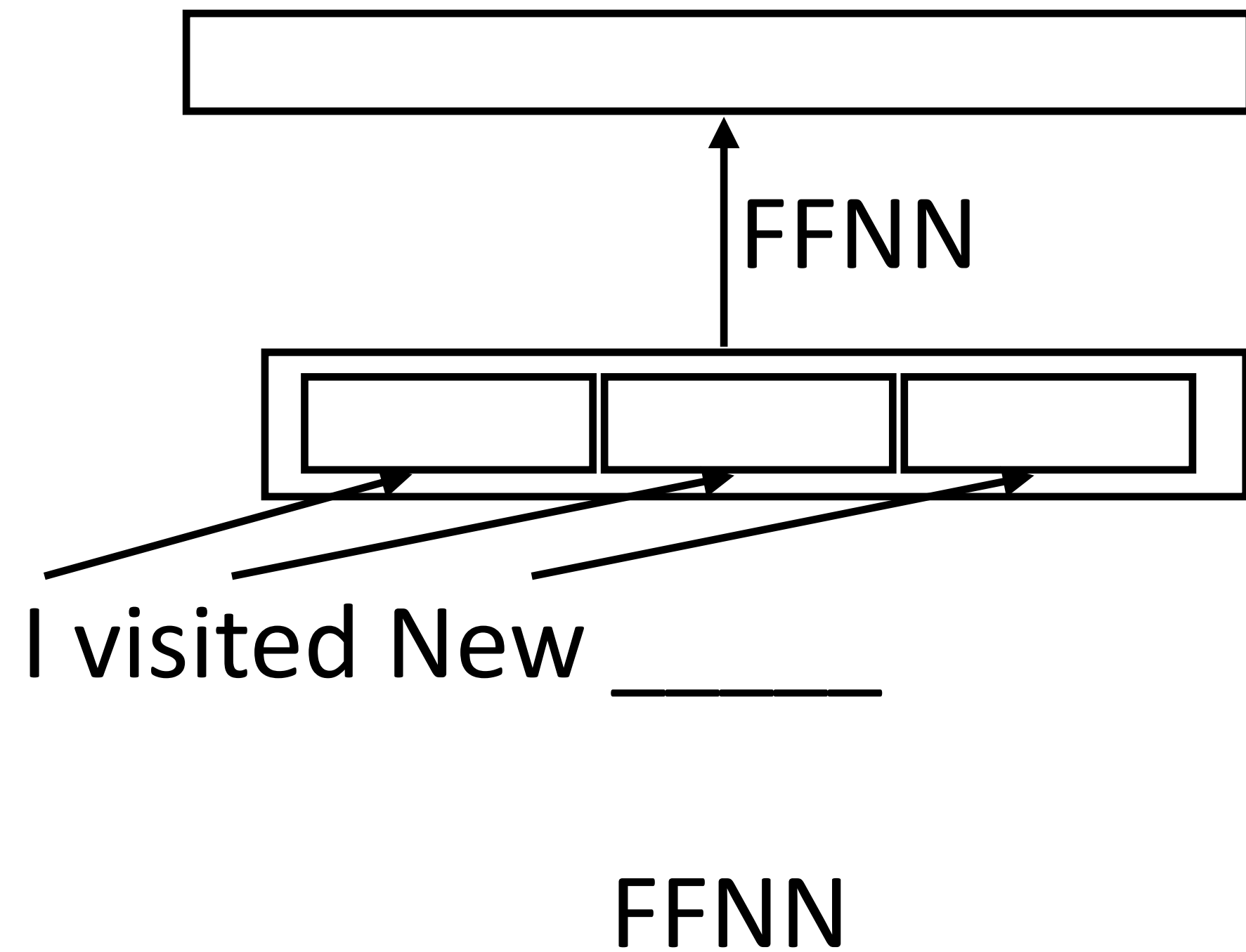
Problems with FFNNs

$x =$ *I visited New York. I had a really fun time going up the ____*

- ▶ What are some words that can show up here? How do we know?
- ▶ What do we learn from this example?



Challenges of Neural Language Modeling



- Advantages and disadvantages of these?



Contextualized Embeddings

- ▶ Both RNNs and Transformers (and other models) can produce *contextualized embeddings*

$$\mathbf{e} = (e_1, e_2, \dots, e_n) \quad e_i = f(x_1, x_2, \dots, x_i)$$

$$\mathbf{x} = (x_1, x_2, \dots, x_n)$$

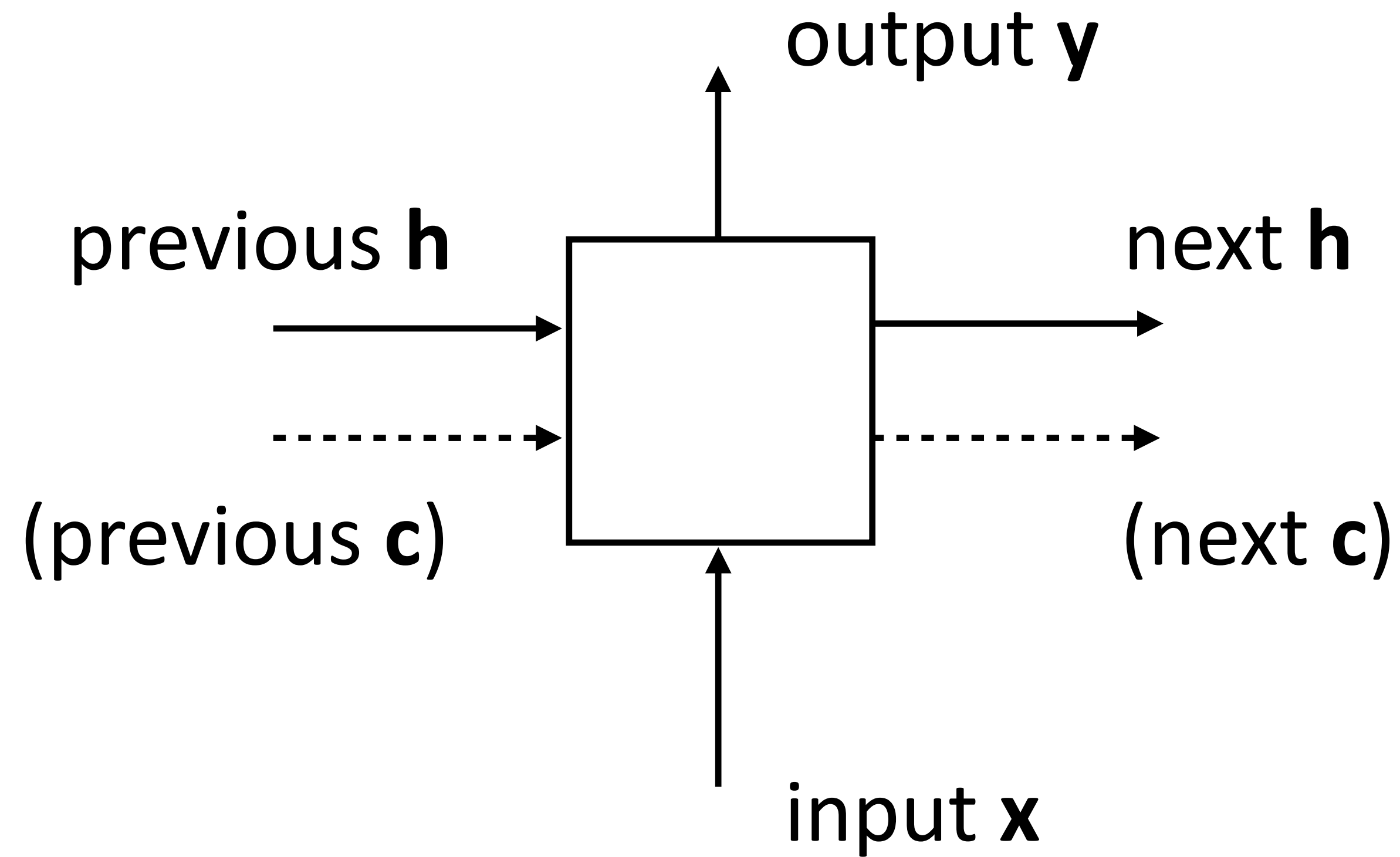
- ▶ unidirectional representation (only looks at past words)

$\mathbf{x} = I$ visited New York. I had a really fun time going up the _____

- ▶ Can also have bidirectional embedding representations, but learning these needs *masked language models* (later in the course)
- ▶ One solution: $\mathbf{e}(\mathbf{x}) = f(\mathbf{x}_{-1}, the)$



RNNs: Why not?



- ▶ Slow. They do not parallelize and there are $O(n)$ non-parallel operations to encode n items
- ▶ Even modifications like LSTMs still don't enable learning over very long sequences. Transformers can scale to thousands of words!

(Self-)Attention



Running Example

- ▶ Fixed-length sequence of As and Bs

AAAAAA**A**

- ▶ All As = last letter is A; any B = last letter is B

ABAAAA**B**

ABAABA**B**

- ▶ **Attention:** method to access arbitrarily* far back in context from this point

AAAABA**B**

BAAAAAAAAAAAAAAAAAAAAAAAAAAAA**B**

- ▶ RNNs generally struggle with this; remembering context for many positions is hard (though of course they can do this simplified example — you can even hand-write weights to do it!)



Keys and Query

- ▶ Keys: embedded versions of the sentence; query: what we want to find

Assume $A = [1, 0]$; $B = [0, 1]$ (one-hot encodings of the tokens); call these e_i

Step 1: Compute scores for each key

keys k_i

$[1, 0]$ $[1, 0]$ $[0, 1]$ $[1, 0]$

A A B A

$$s_i = k_i^T q$$

0 0 1 0

query: $q = [0, 1]$ (we want to find Bs)



Attention

Step 1: Compute scores for each key

keys k_i

$[1, 0]$ $[1, 0]$ $[0, 1]$ $[1, 0]$

A A B A

query: $q = [0, 1]$ (we want to find Bs)

$$s_i = k_i^T q$$

0 0 1 0

Step 2: softmax the scores to get probabilities α

0 0 1 0 $\Rightarrow (1/6, 1/6, 1/2, 1/6)$ if we assume $e=3$

Step 3: compute output values by multiplying embs. by alpha + summing

$$\text{result} = \sum(\alpha_i e_i) = 1/6 [1, 0] + 1/6 [1, 0] + 1/2 [0, 1] + 1/6 [1, 0] = [1/2, 1/2]$$



Attention

keys k_i

$[1, 0]$ $[1, 0]$ $[0, 1]$ $[1, 0]$

A A B A

query: $q = [0, 1]$ (we want to find Bs)

$(1/6, 1/6, 1/2, 1/6)$ if we assume $e=3$

result = $\text{sum}(\alpha_i e_i) = 1/6 [1, 0] + 1/6 [1, 0] + 1/2 [0, 1] + 1/6 [1, 0] = [1/2, 1/2]$

How does this differ from just averaging the vectors (DAN)?

What if we have a very very long sequence?



New Keys

keys k_i

$[1, 0]$ $[1, 0]$ $[0, 1]$ $[1, 0]$

A A B A

query: $q = [0, 1]$ (we want to find Bs)

We can make attention more peaked by not setting keys equal to embeddings.

$$k_i = W^K e_i \quad W^K = \begin{matrix} 1 & 0 \\ 0 & 1 \end{matrix} \quad \begin{matrix} [1, 0] & [1, 0] & [0, 1] & [1, 0] \\ 0 & 0 & 1 & 0 \end{matrix}$$

What will new attention values be with these keys?



Attention, Formally

- ▶ Original “dot product” attention: $s_i = k_i^T q$
- ▶ Scaled dot product attention: $s_i = k_i^T W q$
- ▶ Equivalent to having two weight matrices: $s_i = (W^K k_i)^T (W^Q q)$
- ▶ Other forms exist: Luong et al. (2015), Bahdanau et al. (2014) present some variants (originally for machine translation)



Self-Attention

- ▶ Self-attention: **every word is both a key and a query simultaneously**

Q: seq len x d matrix (d = embedding dimension = 2 for these slides)

K: seq len x d matrix

$$W^Q = \begin{pmatrix} 0 & 1 \\ 0 & 1 \end{pmatrix} \quad \text{no matter what the value is, we're going to look for Bs}$$

$$W^K = \begin{pmatrix} 10 & 0 \\ 0 & 10 \end{pmatrix} \quad \text{"booster" as before}$$

Note: there are many ways to set up these weights that will be equivalent to this



Self-Attention

$$E = \begin{pmatrix} 1 & 0 \\ 1 & 0 \\ 0 & 1 \\ 1 & 0 \end{pmatrix}$$

$$W^Q = \begin{pmatrix} 0 & 1 \\ 0 & 1 \end{pmatrix}$$

$$W^K = \begin{pmatrix} 10 & 0 \\ 0 & 10 \end{pmatrix}$$

$$Q = E (W^Q) = \begin{pmatrix} 0 & 1 \\ 0 & 1 \\ 0 & 1 \\ 0 & 1 \end{pmatrix}$$

$$K = E (W^K) = \begin{pmatrix} 10 & 0 \\ 10 & 0 \\ 0 & 10 \\ 10 & 0 \end{pmatrix}$$

Scores $S = QK^T$ $S_{ij} = q_i \cdot k_j$

$\text{len} \times \text{len} = (\text{len} \times d) \times (d \times \text{len})$

Let's compute these now!



Self-Attention

$$E = \begin{pmatrix} 1 & 0 \\ 1 & 0 \\ 0 & 1 \\ 1 & 0 \end{pmatrix}$$

$$W^Q = \begin{pmatrix} 0 & 1 \\ 0 & 1 \end{pmatrix}$$

$$W^K = \begin{pmatrix} 10 & 0 \\ 0 & 10 \end{pmatrix}$$

$$Q = E (W^Q) = \begin{pmatrix} 0 & 1 \\ 0 & 1 \\ 0 & 1 \\ 0 & 1 \end{pmatrix}$$

$$K = E (W^K) = \begin{pmatrix} 10 & 0 \\ 10 & 0 \\ 0 & 10 \\ 10 & 0 \end{pmatrix}$$

Scores $S = QK^T$ $S_{ij} = q_i \cdot k_j$

len x len = (len x d) x (d x len)

Final step: softmax to get attentions A, then output is AE

*technically it's $A (EW^V)$, using a values matrix $V = EW^V$



Self-Attention (Vaswani et al.)

$$\text{Attention}(Q, K, V) = \text{softmax}\left(\frac{QK^T}{\sqrt{d_k}}\right)V$$

$$Q = EW^Q, K = EW^K, V = EW^V$$

- ▶ Normalizing by $\sqrt{d_k}$ helps control the scale of the softmax, makes it less peaked
- ▶ This is just one head of self-attention — produce multiple heads via randomly initialize parameter matrices (more in a bit)



Self-Attention


Alammar, *The Illustrated Transformer*

Input




Thinking

Machines

Embedding






Queries






W^Q

Keys



W^K

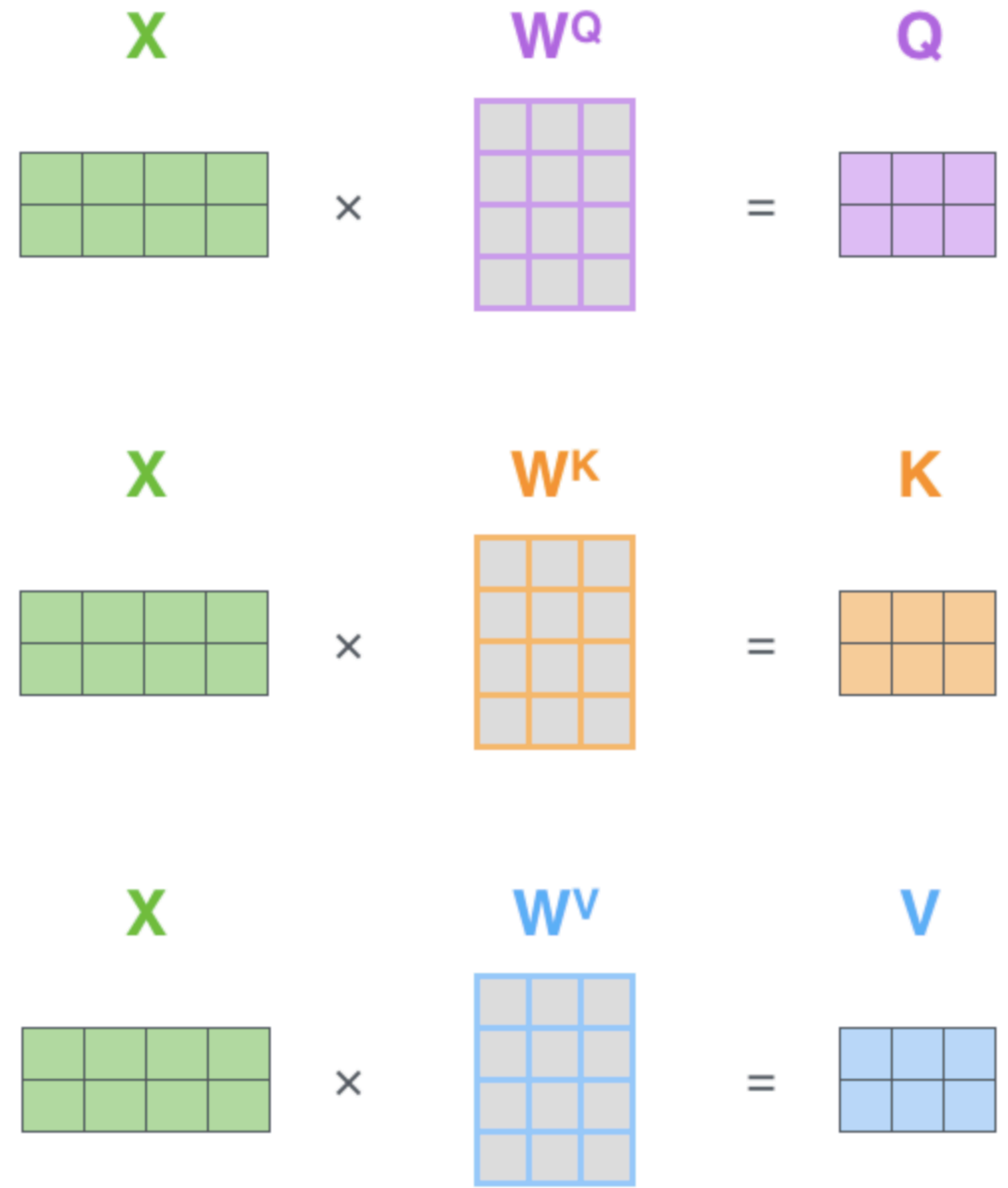
Values



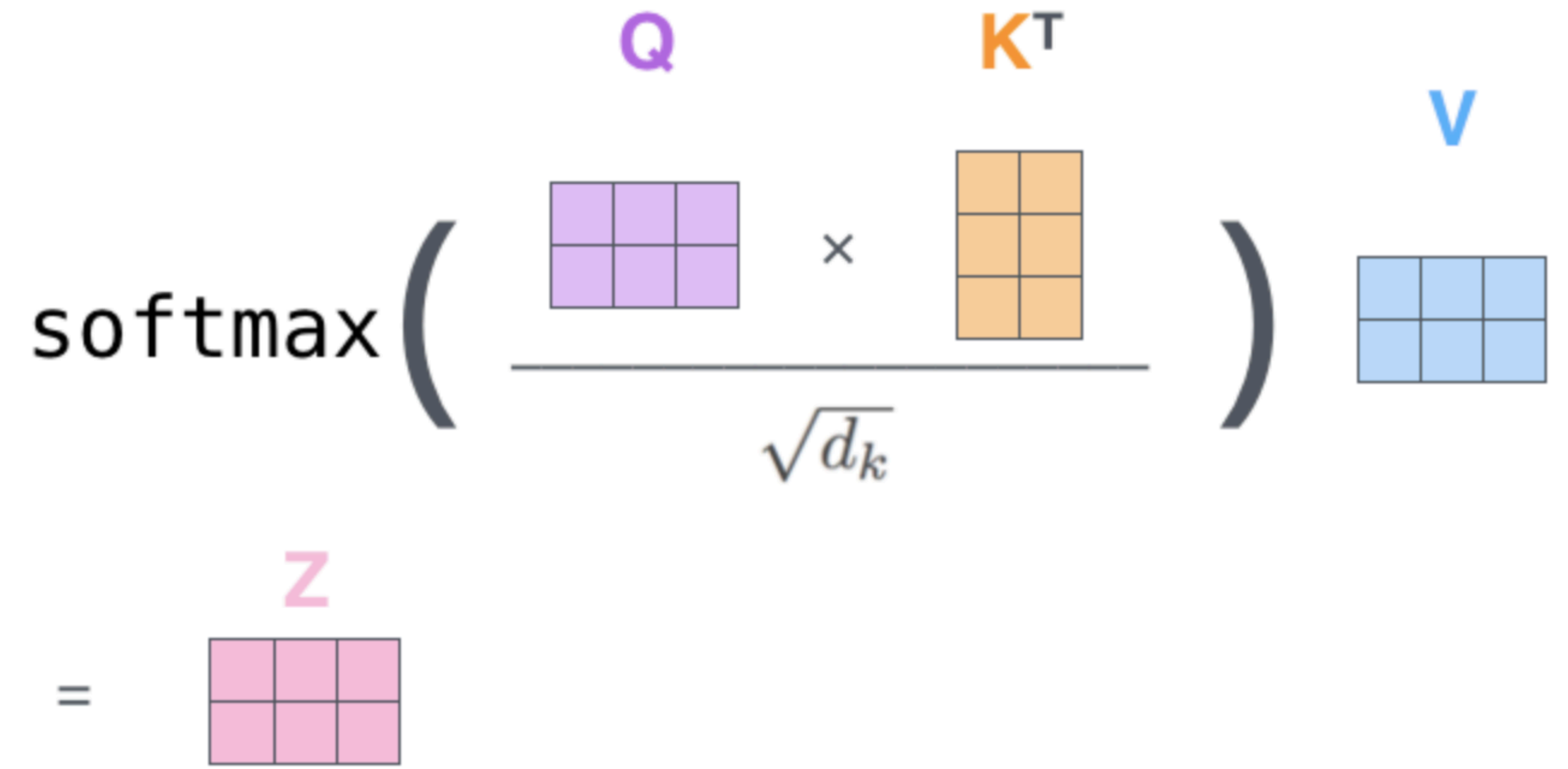
W^V



Self-Attention



Alammar, *The Illustrated Transformer*
sent len x sent len (attn for each word to each other)



sent len x hidden dim
 Z is a weighted combination of V rows



Properties of Self-Attention

Layer Type	Complexity per Layer	Sequential Operations	Maximum Path Length
Self-Attention	$O(n^2 \cdot d)$	$O(1)$	$O(1)$
Recurrent	$O(n \cdot d^2)$	$O(n)$	$O(n)$
Convolutional	$O(k \cdot n \cdot d^2)$	$O(1)$	$O(\log_k(n))$
Self-Attention (restricted)	$O(r \cdot n \cdot d)$	$O(1)$	$O(n/r)$

- ▶ n = sentence length, d = hidden dim, k = kernel size, r = restricted neighborhood size
- ▶ **Quadratic complexity**, but $O(1)$ sequential operations (not linear like in RNNs) and $O(1)$ “path” for words to inform each other

Multi-Head Self-Attention



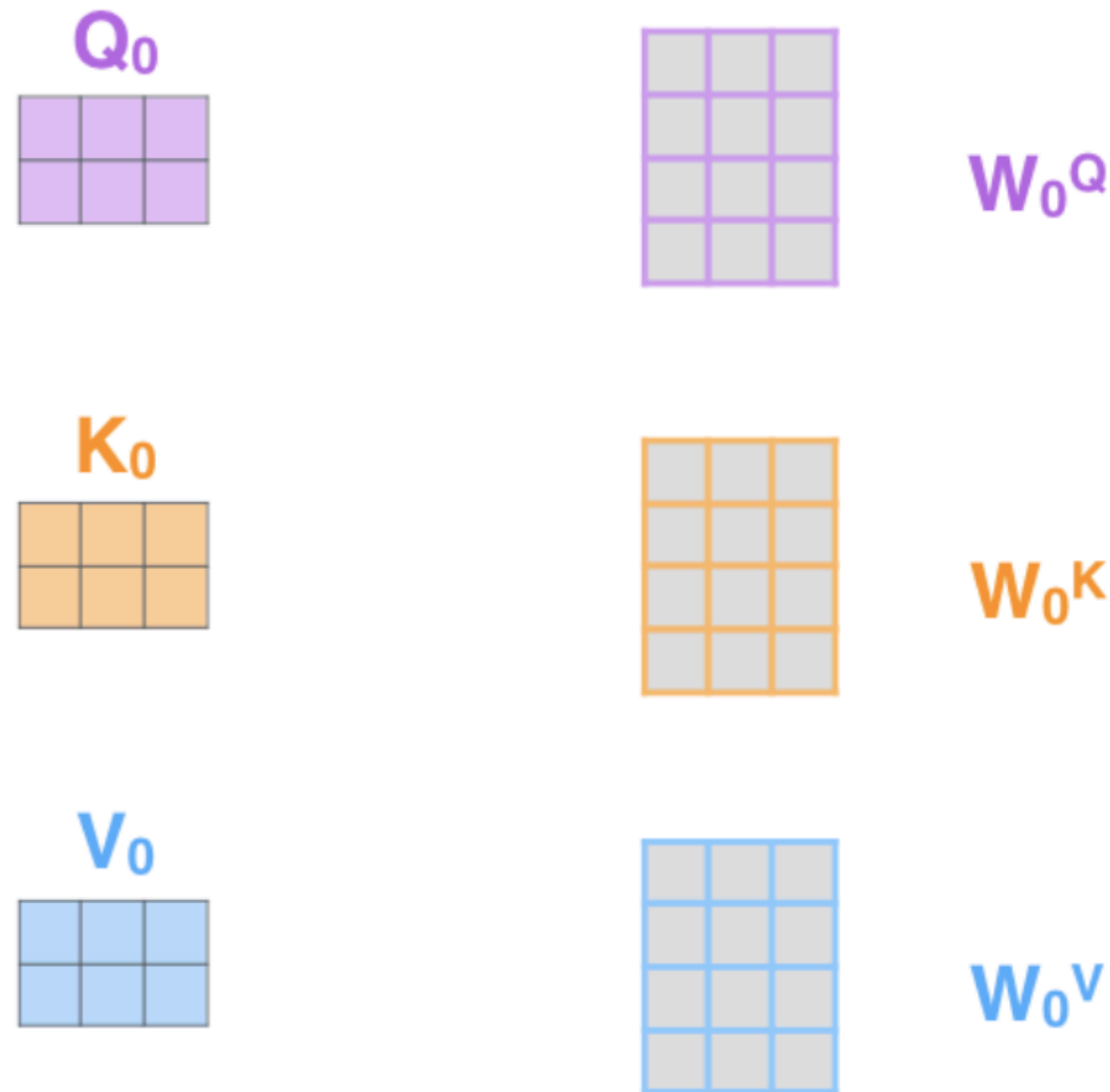
Multi-head Self-Attention

Just duplicate the whole computation with different weights:

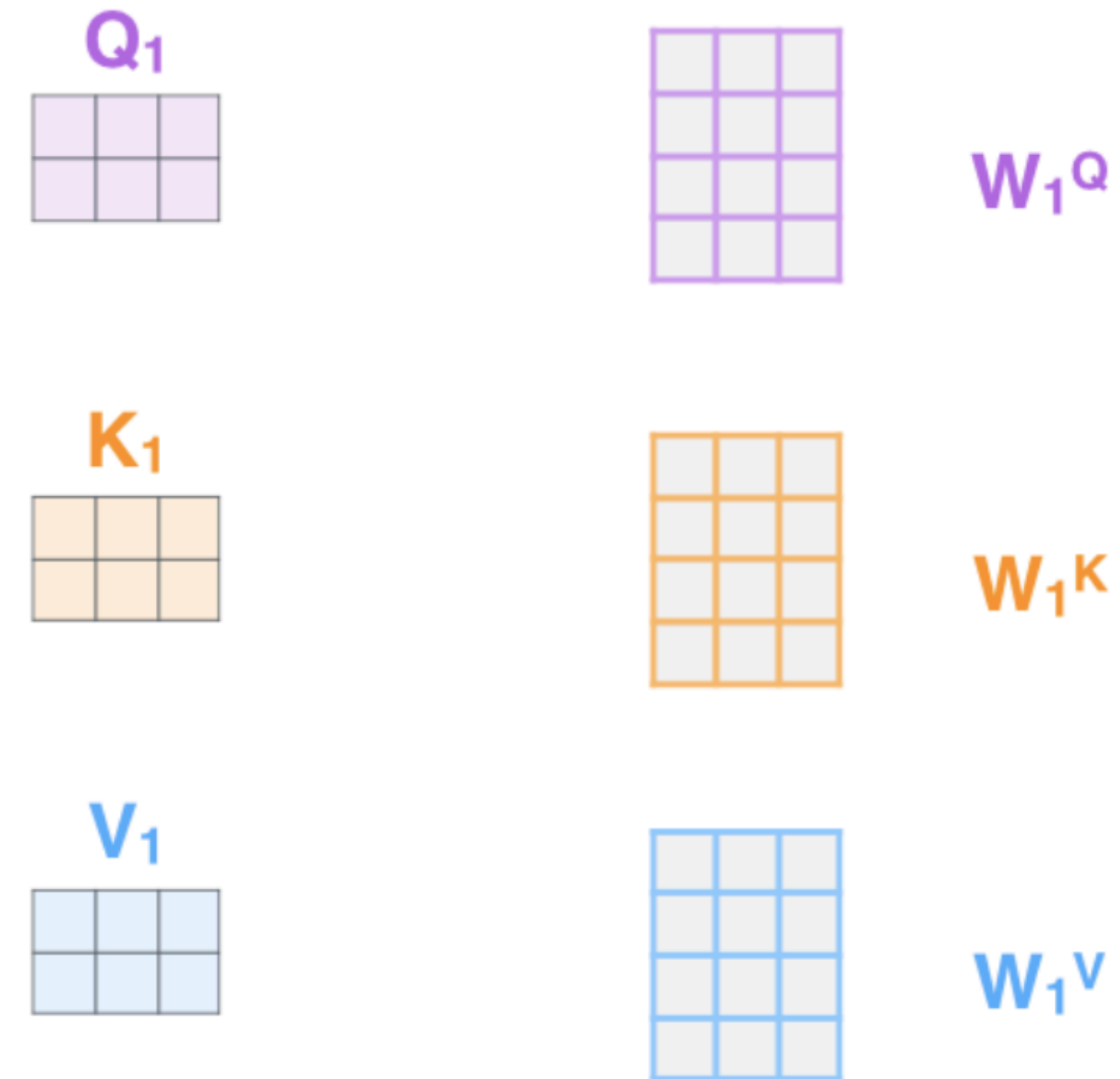
Alammar, *The Illustrated Transformer*



ATTENTION HEAD #0



ATTENTION HEAD #1



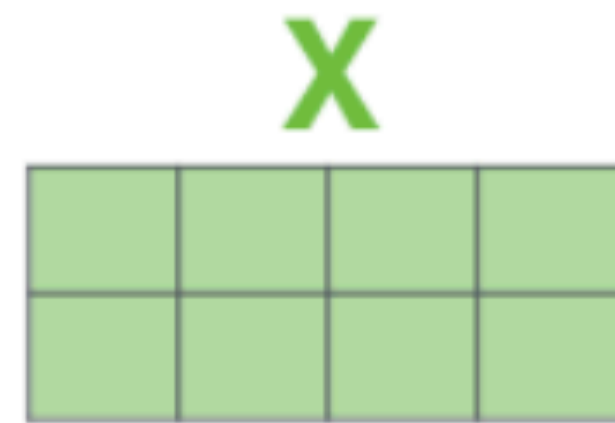


Multi-head Self-Attention

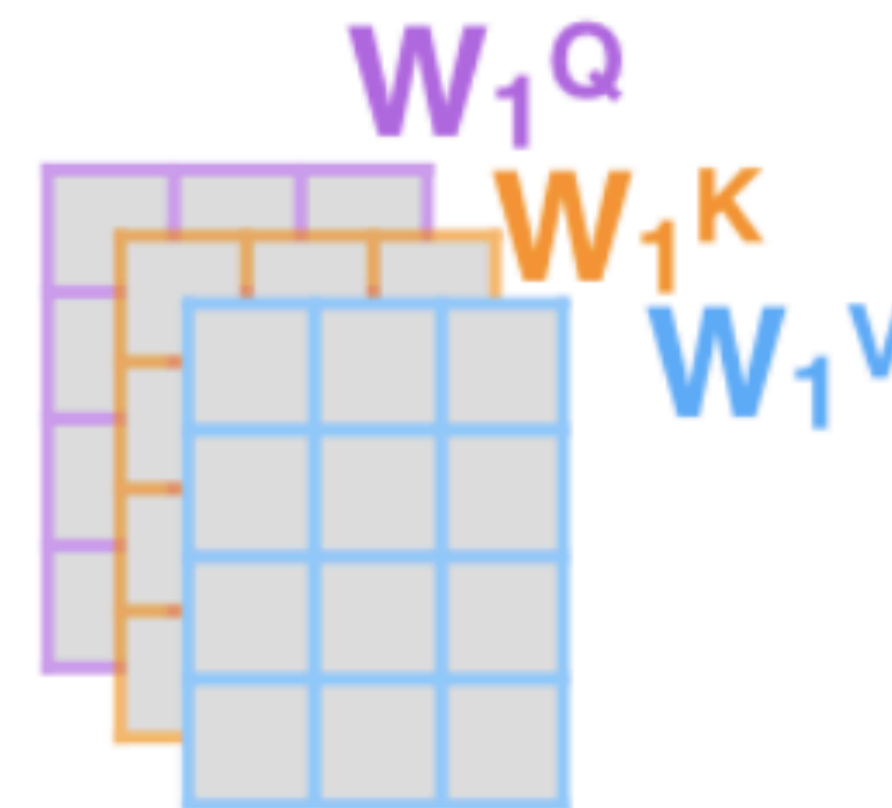
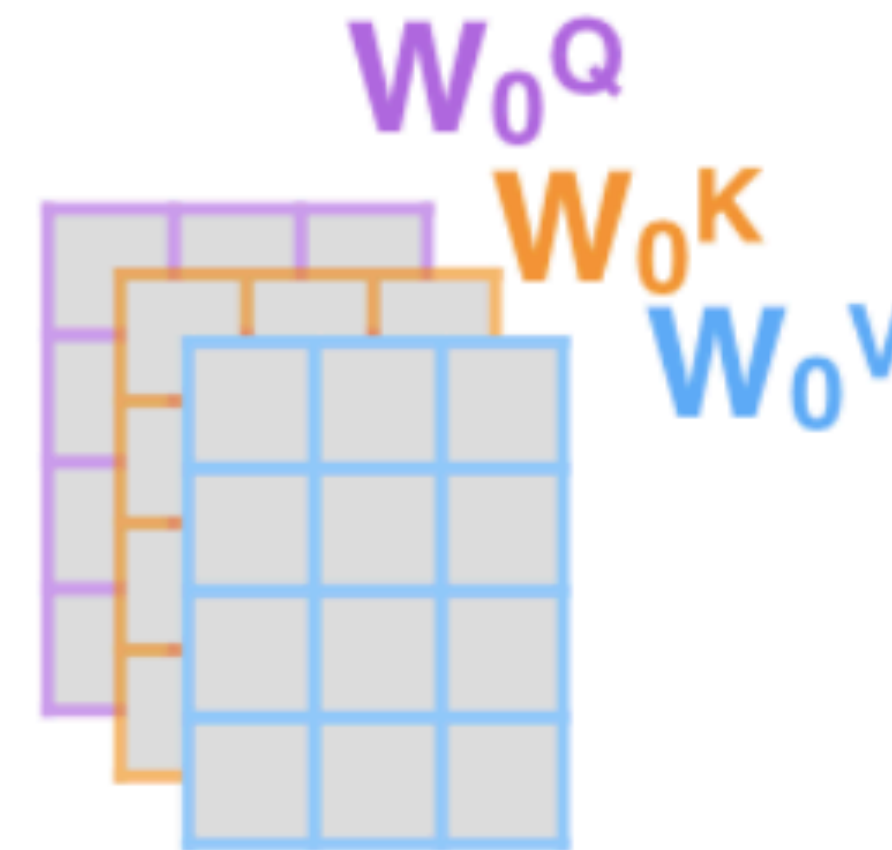
1) This is our input sentence*

Thinking
Machines

2) We embed each word*



3) Split into 8 heads.
We multiply **X** or **R** with weight matrices



* In all encoders other than #0, we don't need embedding. We start directly with the output of the encoder right below this one



Multi-head Self-Attention

1) This is our input sentence*

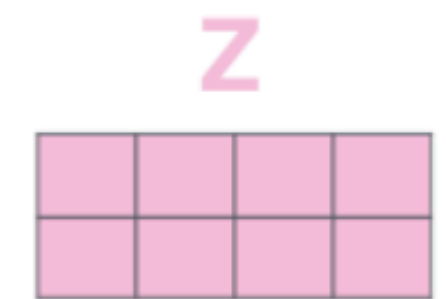
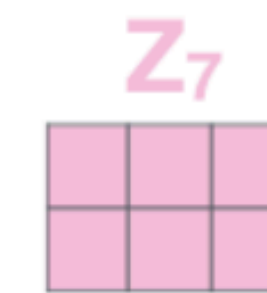
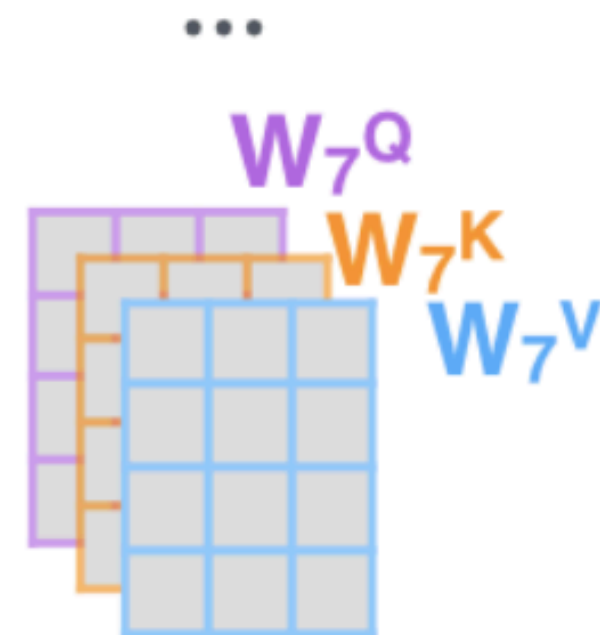
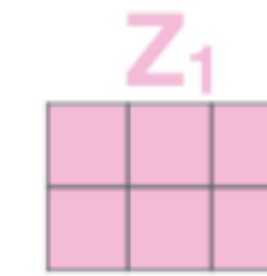
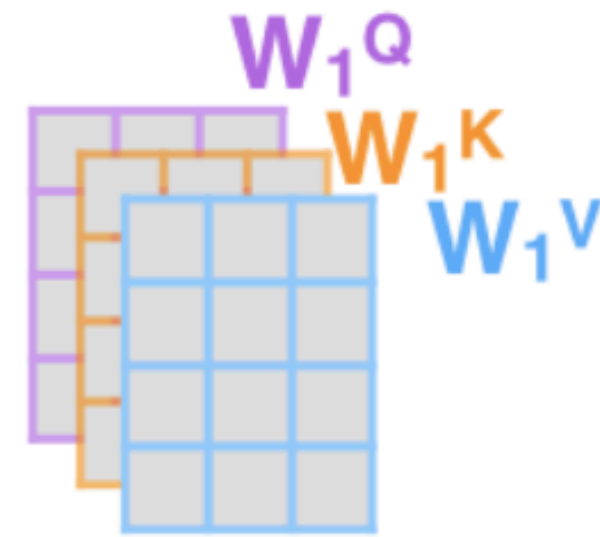
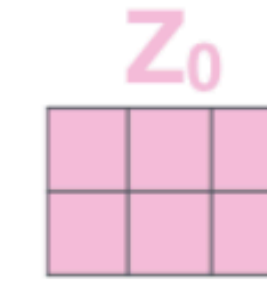
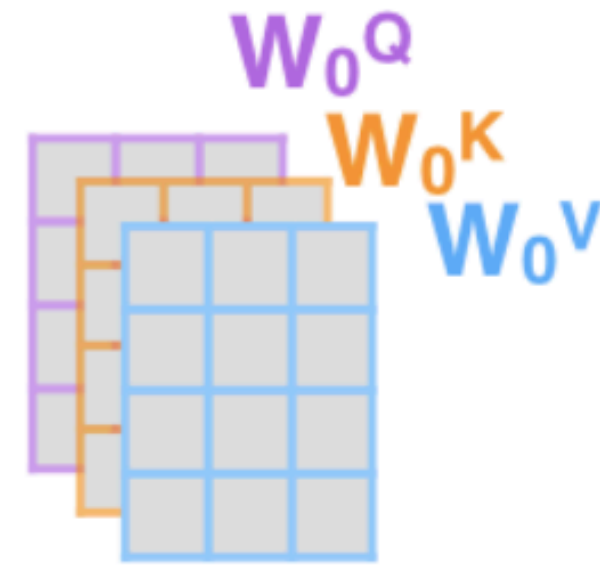
2) We embed each word*

3) Split into 8 heads. We multiply X or R with weight matrices

4) Calculate attention using the resulting $Q/K/V$ matrices

5) Concatenate the resulting Z matrices, then multiply with weight matrix W^O to produce the output of the layer

Thinking Machines

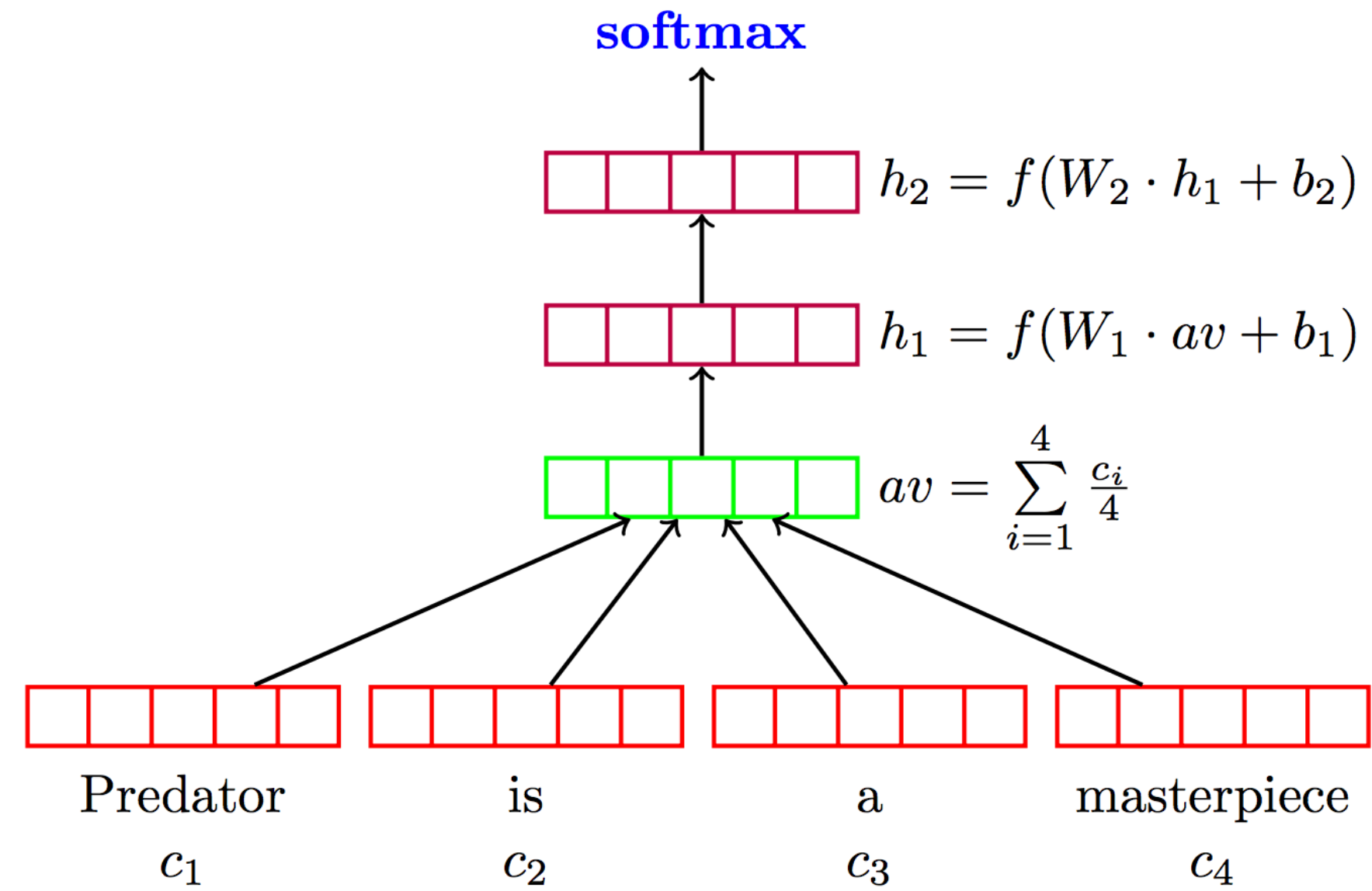
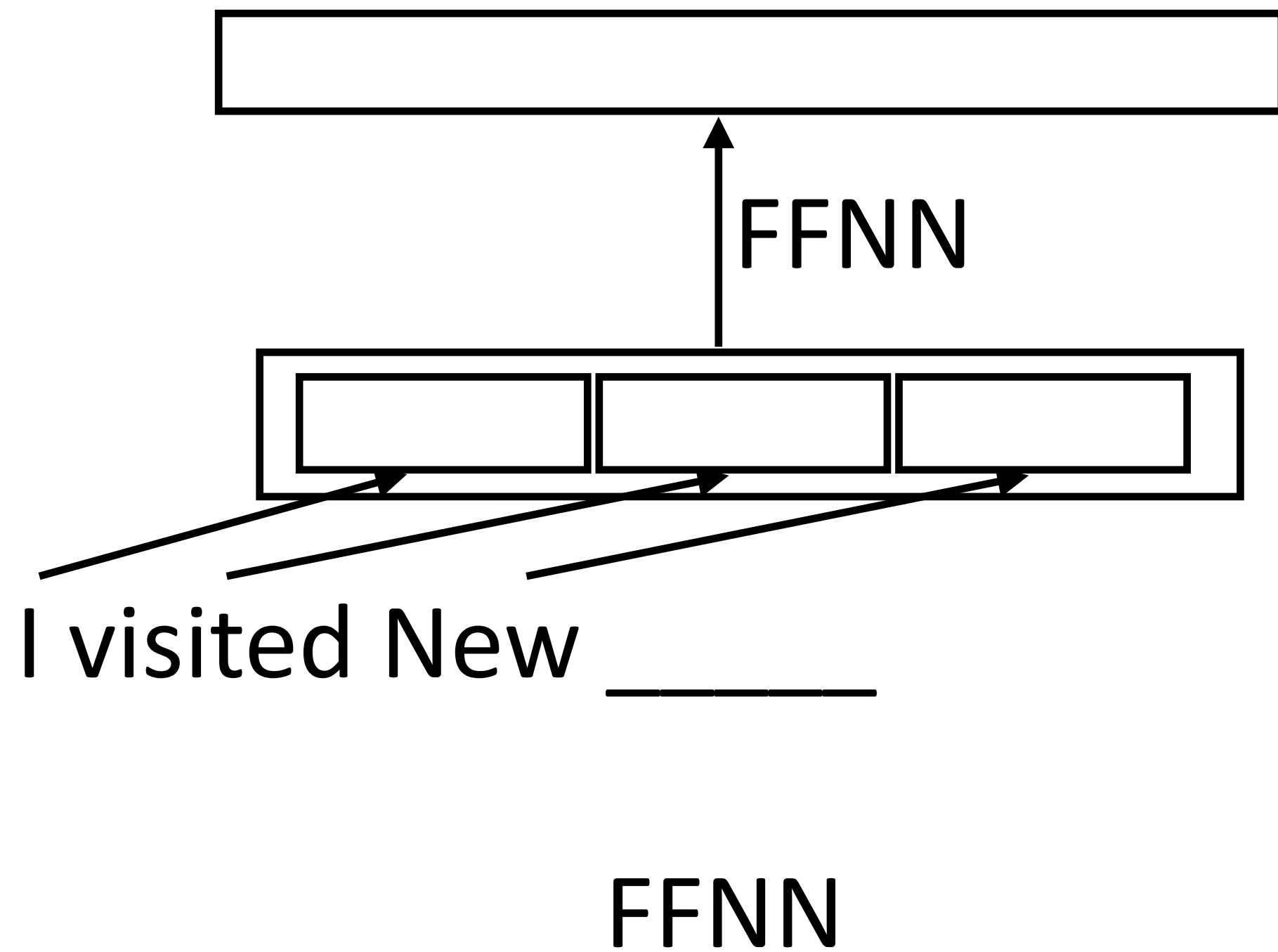


* In all encoders other than #0, we don't need embedding. We start directly with the output of the encoder right below this one



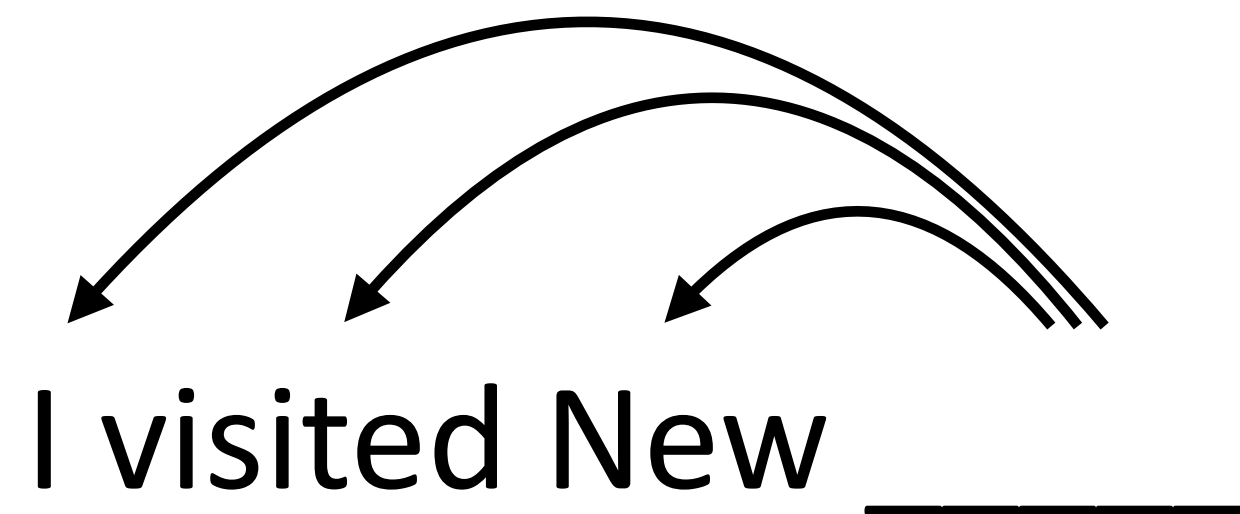


Challenges of Neural Language Modeling



DAN

Self-attention:

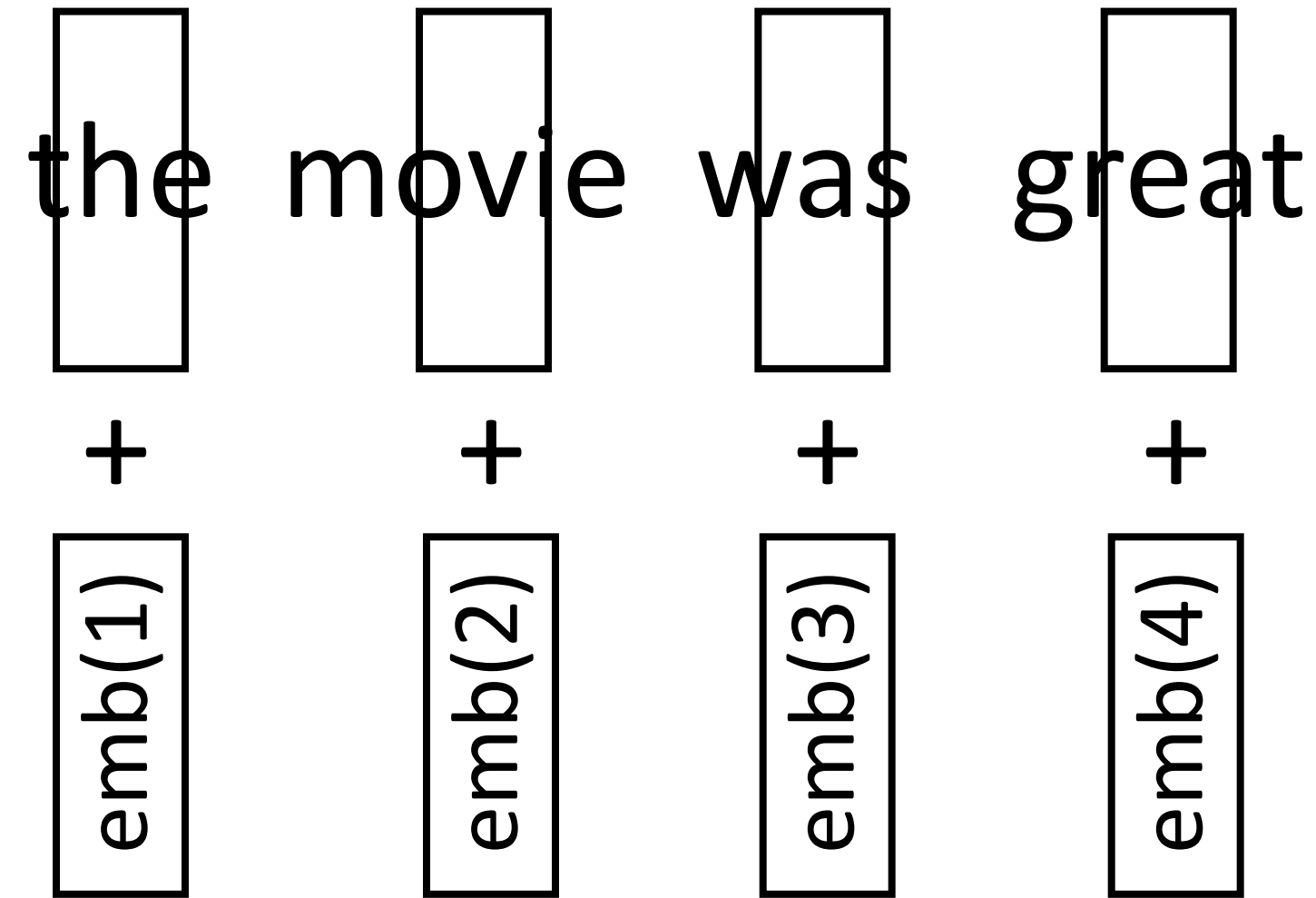
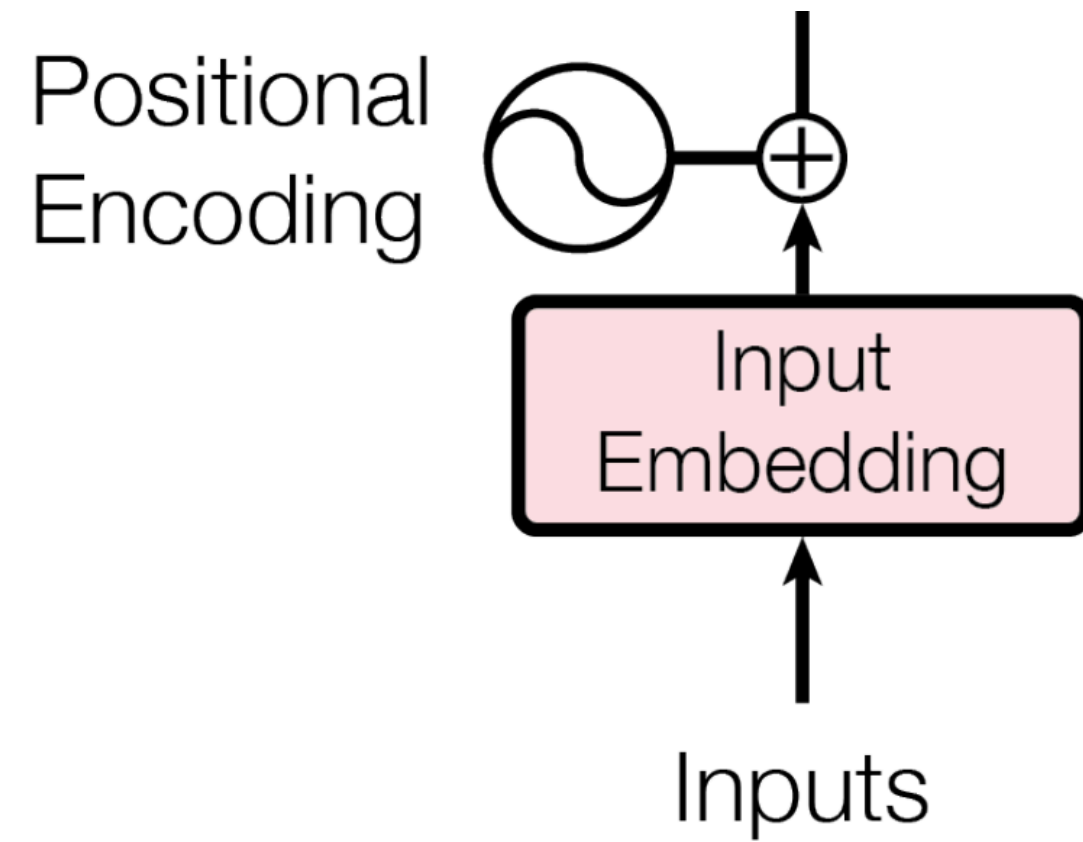


Still missing one component:
position sensitivity

Positional Encodings



Transformers: Position Sensitivity



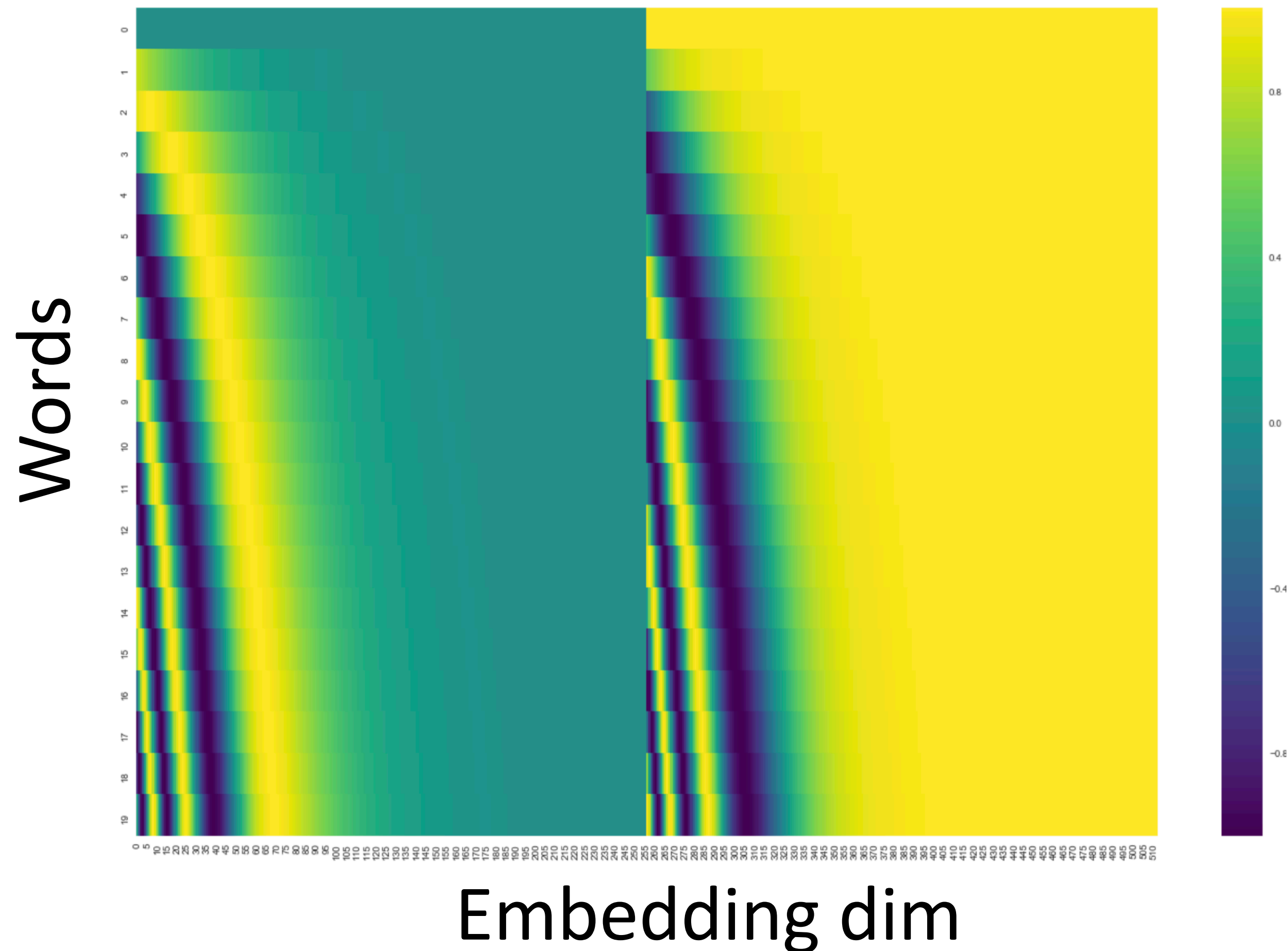
- ▶ Encode each sequence position as an integer, add it to the word embedding vector
- ▶ Why does this work?



Transformers

Alammar, *The Illustrated Transformer*

- ▶ Alternative from Vaswani et al.: sines/cosines of different frequencies (closer words get higher dot products by default)





Takeaways

- ▶ Language modeling is a fundamental task
- ▶ n-gram models are a basic, scalable solution but have limited context
- ▶ Self-attention is a solution to the question of: how do we look at a lot of context, efficiently, without blowing up parameter counts, and without forgetting far-back things?
- ▶ Next time: see the whole Transformer architecture and extensions of it