

Compiler-level Concurrency Support: OpenMP, Cilk

Chris Rossbach

Outline for Today

- Questions?
- Administrivia
 - Go go go!
- Agenda
 - Compiler supported parallelism/concurrency
 - OpenMP
 - Cilk

Faux Quiz Questions

- What is a loop-carried dependence?
- List some tradeoffs between manual and auto parallelization
- List some challenges that make auto-parallelization of C/C++ hard; do any of them go away with managed language support?
- How does spawn differ from spawn_next in Cilk? Why does the language need both?
- How does OpenMP deal with partitioning work across threads? Compare and contrast this with Cilk.

Message Passing: Motivation

- Threads have a **lot** of down-sides:
 - Tuning parallelism for different environments
 - Load balancing/assignment brittle
 - Shared state requires locks →
 - Priority inversion
 - Deadlock
 - Incorrect synchronization
 - ...
- Message passing:
 - *Threads aren't the problem, shared memory is*
 - *restructure programming model to avoid communication through shared memory (and therefore locks)*

Remember
this slide?

~~Message Passing: Motivation~~

- Threads have a **lot** of down-sides:
 - Tuning parallelism for different environments
 - Load balancing/assignment brittle
 - Shared state requires locks →
 - Priority inversion
 - Deadlock
 - Incorrect synchronization
 - ...
- Message passing:
 - *Threads aren't the problem, shared memory is*
 - *restructure programming model to avoid communication through shared memory (and therefore locks)*

Remember
this slide?

Compiler Parallelization: Motivation

Compiler Parallelization: Motivation

- Threads have a **lot** of down-sides:
 - Tuning parallelism for different environments
 - Load balancing/assignment brittle
 - Shared state requires locks →
 - Priority inversion
 - Deadlock
 - Incorrect synchronization
 - ...

Compiler Parallelization: Motivation

- Threads have a *lot* of down-sides:
 - Tuning parallelism for different environments
 - Load balancing/assignment brittle
 - Shared state requires locks →
 - Priority inversion
 - Deadlock
 - Incorrect synchronization
- ...

Compiler Parallelization: Motivation

- Threads have a **lot** of down-sides:
 - Tuning parallelism for different environments
 - Load balancing/assignment brittle
 - Shared state requires locks →
 - Priority inversion
 - Deadlock
 - Incorrect synchronization
 - ...
- Compiler Parallelization:
 - *Threads and shared memory aren't the problem, the PROGRAMMER is*
 - *restructure programming model to get the compiler to write the tricky code*

A simple program

```
int main() {  
    int * data = malloc(10000 * sizeof(int));  
    for(int i = 0; i < 10000; i++) {  
        data[i] = data[i] * data[i];  
    }  
}
```

A simple program

```
int main() {  
    int * data = malloc(10000 * sizeof(int));  
    for(int i = 0; i < 10000; i++) {  
        data[i] = data[i] * data[i];  
    }  
}
```

How can we
parallelize this?

A simple program

```
int main() {  
    int * data = malloc(10000 * sizeof(int));  
    for(int i = 0; i < 10000; i++) {  
        data[i] = data[i] * data[i];  
    }  
}
```

How can we
parallelize this?

Could a
compiler
parallelize this?
If so, how?
If not, why not?

How can we parallelize this one?

```
int main() {  
    int * data = ...  
    for(int i = 1; i < 10000; i++) {  
        data[i] = data[i] * data[i-1];  
    }  
}
```

How can we parallelize this one?

```
int main() {  
    int * data = ...  
    for(int i = 1; i < 10000; i++) {  
        data[i] = data[i] * data[i-1];  
    }  
}
```

Could a
compiler tell
the difference?

Another simple program

```
int main() {  
    int * data = ...  
    int * temp = ...  
    int * result = ...  
    for(int i = 0; i < 10000; i++) {  
        temp[i] = pipeline_stage1(data[i]);  
    }  
    for(int i = 0; i < 10000; i++) {  
        result[i] = pipeline_stage2(data[i]);  
    }  
}
```

Another simple program

```
int main() {  
    int * data = ...  
    int * temp = ...  
    int * result = ...  
    for(int i = 0; i < 10000; i++) {  
        temp[i] = pipeline_stage1(data[i]);  
    }  
    for(int i = 0; i < 10000; i++) {  
        result[i] = pipeline_stage2(data[i]);  
    }  
}
```

Multiple forms
of parallelism—
both very
simple and
compiler-
accessible

What about this one?

```
int fib(int n) {  
    if(n == 0 || n == 1)  
        return n;  
    return fib(n - 1) + fib(n - 2);  
}  
  
int main() {  
    return fib(1000000);  
}
```

What about this one?

```
int fib(int n) {  
    if(n == 0 || n == 1)  
        return n;  
    return fib(n - 1) + fib(n - 2);  
}  
  
int main() {  
    return fib(1000000);  
}
```



Hopeless?

Auto- and Guided Compiler parallelization

Auto- and Guided Compiler parallelization

- Totally do-able, *sometimes*

Auto- and Guided Compiler parallelization

- Totally do-able, *sometimes*
- Wide range of approaches:
 - partial/guided
 - Restricted programming model
 - Fully automatic
 - We're going to see a lot of variants later in the semester: *today guided*

Auto- and Guided Compiler parallelization

- Totally do-able, *sometimes*
- Wide range of approaches:
 - partial/guided
 - Restricted programming model
 - Fully automatic
 - We're going to see a lot of variants later in the semester: *today guided*
- Core: compiler looks for parallel idioms
 - Runs static analyses to decide safety
 - Not always guaranteed to be correct/performant

Auto- and Guided Compiler parallelization

- Totally do-able, *sometimes*
- Wide range of approaches:
 - partial/guided
 - Restricted programming model
 - Fully automatic
 - We're going to see a lot of variants later in the semester: *today guided*
- Core: compiler looks for parallel idioms
 - Runs static analyses to decide safety
 - Not always guaranteed to be correct/performant
- Challenges same as for human
 - Decomposition/partitioning
 - Synchronization/Communication
 - Identifying ***Dependences***

Data Dependence

Data Dependence

Loop dependency analysis

- Compiler detects loops that can be safely and efficiently executed in parallel
- To know whether usages of an array access the same memory location, compiler performs dependency tests: dataflow analysis

Data Dependence

- Three types of data dependence:

Loop dependency analysis

- Compiler detects loops that can be safely and efficiently executed in parallel
- To know whether usages of an array access the same memory location, compiler performs dependency tests: dataflow analysis

Data Dependence

- Three types of data dependence:
 1. Flow (True) dependence : read-after-write

```
int a, b, c;
```

```
a = c * 10;
```

```
b = 2 * a + c;
```

Loop dependency analysis

- Compiler detects loops that can be safely and efficiently executed in parallel
- To know whether usages of an array access the same memory location, compiler performs dependency tests: dataflow analysis

Data Dependence

- Three types of data dependence:

1. Flow (True) dependence : read-after-write

```
int a, b, c;  
a = c * 10;  
b = 2 * a + c;
```

2. Anti Dependency: write-after-read

```
int a, b, c;  
a = b * 4 + c;  
c = b + 40;
```

Loop dependency analysis

- Compiler detects loops that can be safely and efficiently executed in parallel
- To know whether usages of an array access the same memory location, compiler performs dependency tests: dataflow analysis

Data Dependence

- Three types of data dependence:

1. Flow (True) dependence : read-after-write

```
int a, b, c;  
a = c * 10;  
b = 2 * a + c;
```

2. Anti Dependency: write-after-read

```
int a, b, c;  
a = b * 4 + c;  
c = b + 40;
```

3. Output Dependence: write-after-write

```
int a, b, c;  
a = b * c;  
a = b + c + 10;
```

Loop dependency analysis

- Compiler detects loops that can be safely and efficiently executed in parallel
- To know whether usages of an array access the same memory location, compiler performs dependency tests: dataflow analysis

Dependency in Loops

Dependency in Loops

Two main types of dependency in loops

Dependency in Loops

Two main types of dependency in loops

Loop Independent : Dependence in same iteration

```
for (i = 2; i <= 4; i++){  
    a[i] = b[i] + c[i];  
    d[i] = a[i];  
}
```


Dependency in Loops

Two main types of dependency in loops

Loop Independent : Dependence in same iteration

```
for (i = 2; i <= 4; i++){  
    a[i] = b[i] + c[i];  
    d[i] = a[i];  
}
```

Loop Carried : Dependence over the iteration

```
for (i = 2 ; i < = 4; i++) {  
    a[i] = b[i] + c[i];  
    d[i] = a[i-1];  
}
```

Dependency in Loops

Two main types of dependency in loops

Loop Independent : Dependence in same iteration

```
for (i = 2; i <= 4; i++){  
    a[i] = b[i] + c[i];  
    d[i] = a[i];  
}
```

Loop Carried : Dependence over the iteration

```
for (i = 2 ; i < = 4; i++) {  
    a[i] = b[i] + c[i];  
    d[i] = a[i-1];  
}
```

Loop dependency analysis

- Compiler detects loops that can be safely and efficiently executed in parallel
- To know whether usages of an array access the same memory location, compiler performs dependency tests: dataflow analysis

How about this one?

```
int main() {
    int * data, temp, out = ...
    for(int i = 0; i < 100; i++) {
        for(int j = 0; j < 100; j++) {
            int idx = i * 100 + j;
            temp[idx] = data[idx] + data[i];
        }
    }
    for(int i = 0; i < 100; i++) {
        for(int j = 0; j < 100; j++) {
            int idx = i * 100 + j;
            out[idx] = data[idx] + data[i];
        }
    }
}
```

How about this one?

```
int main() {  
    int * data, temp, out = ...  
    for(int i = 0; i < 100; i++) {  
        for(int j = 0; j < 100; j++) {  
            int idx = i * 100 + j;  
            temp[idx] = data[idx] + data[i];  
        }  
    }  
    for(int i = 0; i < 100; i++) {  
        for(int j = 0; j < 100; j++) {  
            int idx = i * 100 + j;  
            out[idx] = data[idx] + data[i];  
        }  
    }  
}
```

Super parallel. Has
data parallelism,
nested parallelism,
pipeline...
How to partition?

How about this one?

```
int main() {  
    int * data, temp, out = ...  
    for(int i = 0; i < 100; i++) {  
        for(int j = 0; j < 100; j++) {  
            int idx = i * 100 + j;  
            temp[idx] = data[idx] + data[i];  
        }  
    }  
    for(int i = 0; i < 100; i++) {  
        for(int j = 0; j < 100; j++) {  
            int idx = i * 100 + j;  
            out[idx] = data[idx] + data[i];  
        }  
    }  
}
```

Super parallel. Has
data parallelism,
nested parallelism,
pipeline...
How to partition?

In general, compiler
can't do this arbitrarily
without *hints*

OpenMP

- Standard for shared memory programming
 - Target: scientific applications.
- Specific support for scientific application needs
 - unlike Pthreads
- API is a set of **compiler directives**
 - Programmer inserts in the source program
 - Plus a few library functions
- Ideally, compiler directives do not affect sequential code.
 - **pragma's** in C / C++ .
 - (special) **comments** in Fortran code.
 - If the compiler ignores them → correct single-threaded program

OpenMP API Example

Sequential code:

```
statement1;  
statement2;  
statement3;
```

We want to execute:

- statement 2 in parallel
- statement 1 and 3 sequentially.

OpenMP API Example

OpenMP parallel code:

```
statement 1;  
#pragma <specific OpenMP directive>  
statement2;  
statement3;
```

Statement 2 (may be) executed in parallel.

Statement 1 and 3 are executed sequentially.

OpenMP API Example

OpenMP parallel code:

```
statement 1;  
#pragma <specific OpenMP directive>  
statement2;  
statement3;
```

Statement 2 (may be) executed in parallel.

Statement 1 and 3 are executed sequentially.

- By giving a parallel directive, the user asserts that the program will remain correct if the statement is executed in parallel.
- OpenMP compiler does not check correctness.

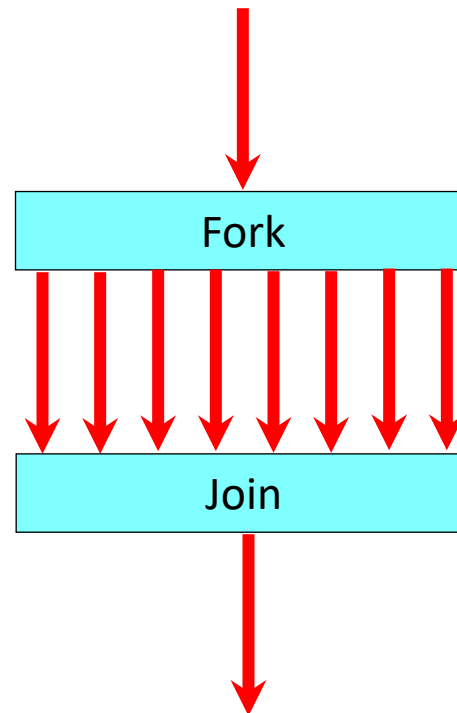
API Semantics

API Semantics

- Master thread executes sequential code.

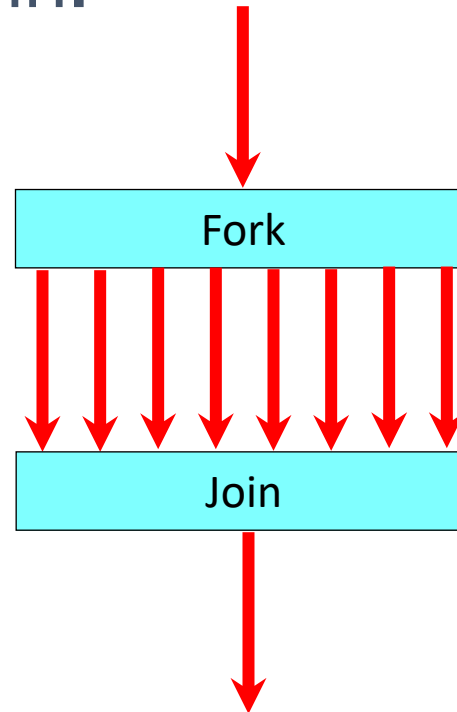
API Semantics

- Master thread executes sequential code.
- Master and slaves execute parallel code.



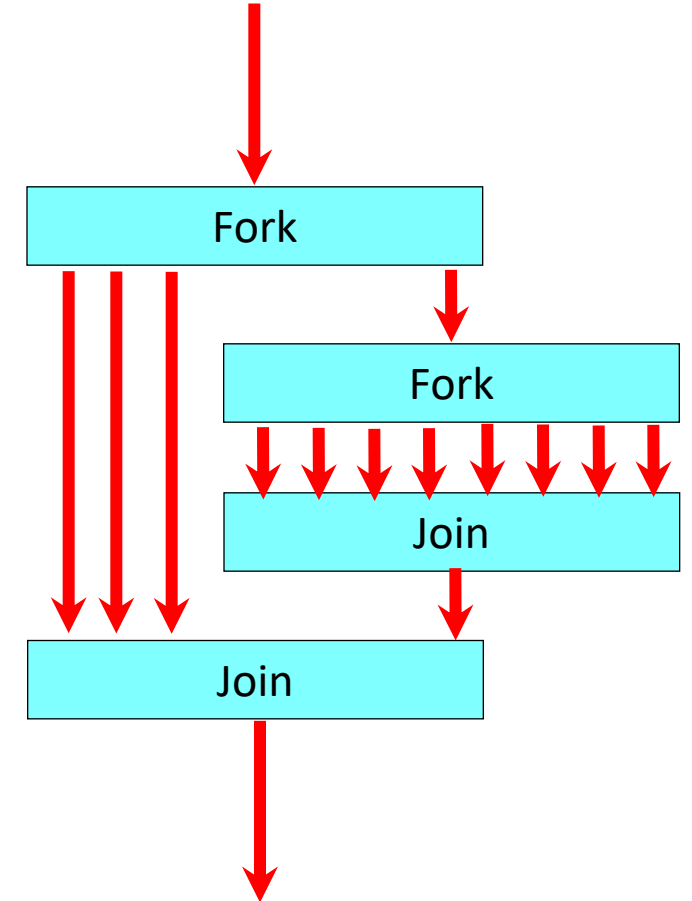
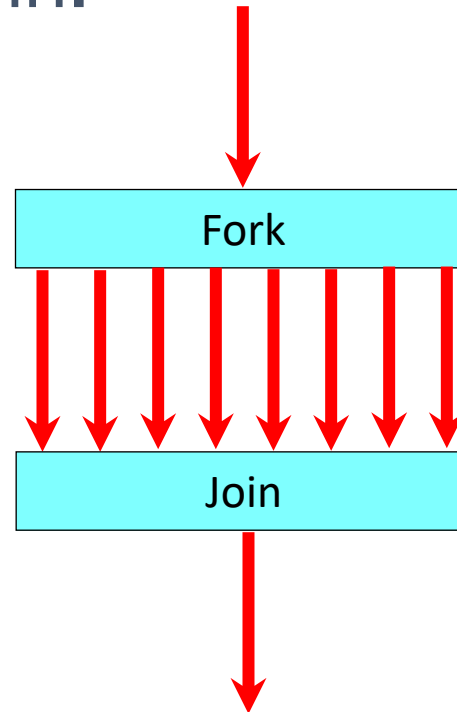
API Semantics

- Master thread executes sequential code.
- Master and slaves execute parallel code.
- Note: very similar to fork-join:

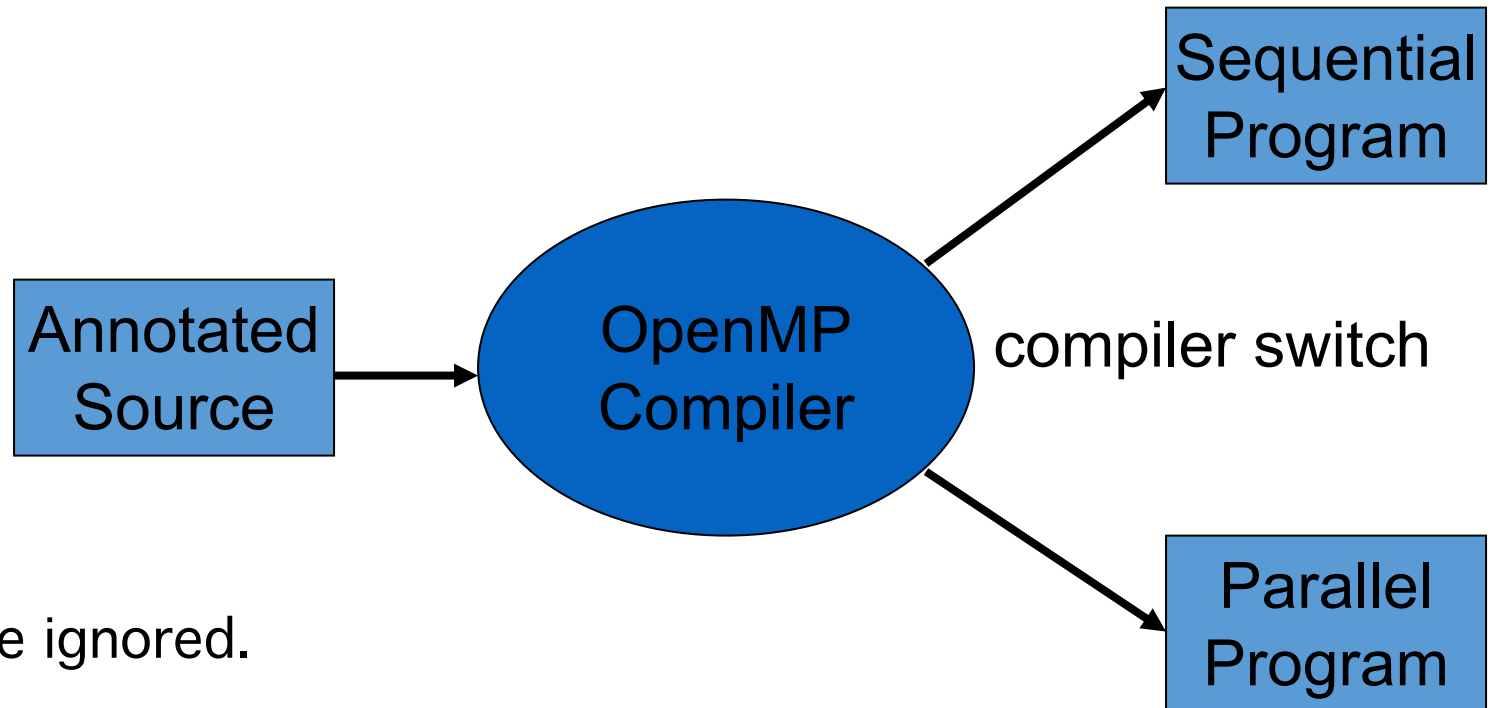


API Semantics

- Master thread executes sequential code.
- Master and slaves execute parallel code.
- Note: very similar to fork-join:
- But allows nesting!



OpenMP Compiler



- Sequential switch →
 - comments and pragmas are ignored.
- Parallel switch →
 - translation into parallel program.
- *One source for sequential and parallel!*

OpenMP Directives

- Always apply to the next statement
 - must be a structured block.
- Examples
 - `#pragma omp ...
statement`
 - `#pragma omp ...
{ statement1; statement2;
statement3; }`

OpenMP Directives

- Parallelization directives:
 - parallel region
 - parallel for
- Always apply to the next statement
 - must be a structured block.
- Examples
 - `#pragma omp ...`
statement
 - `#pragma omp ...`
{ statement1; statement2;
statement3; }

OpenMP Directives

- Parallelization directives:
 - parallel region
 - parallel for
- Data environment directives:
 - shared, private, threadprivate, reduction, etc.
- Always apply to the next statement
 - must be a structured block.
- Examples
 - `#pragma omp ...
statement`
 - `#pragma omp ...
{ statement1; statement2;
statement3; }`

OpenMP Directives

- Parallelization directives:
 - parallel region
 - parallel for
- Data environment directives:
 - shared, private, threadprivate, reduction, etc.
- Synchronization directives:
 - barrier, critical
- Always apply to the next statement
 - must be a structured block.
- Examples
 - `#pragma omp ...
statement`
 - `#pragma omp ...
{ statement1; statement2;
statement3; }`

OpenMP Parallel Region

OpenMP Parallel Region

```
#pragma omp parallel
```

OpenMP Parallel Region

```
#pragma omp parallel
```

- A number of threads are spawned at entry.

OpenMP Parallel Region

```
#pragma omp parallel
```

- A number of threads are spawned at entry.
- Each thread executes the same code.

OpenMP Parallel Region

```
#pragma omp parallel
```

- A number of threads are spawned at entry.
- Each thread executes the same code.
- Each thread waits at the end.

OpenMP Parallel Region

```
#pragma omp parallel
```

- A number of threads are spawned at entry.
- Each thread executes the same code.
- Each thread waits at the end.
- Similar to a number of create/join's in Pthreads.

OpenMP Parallel Region

```
#pragma omp parallel
```

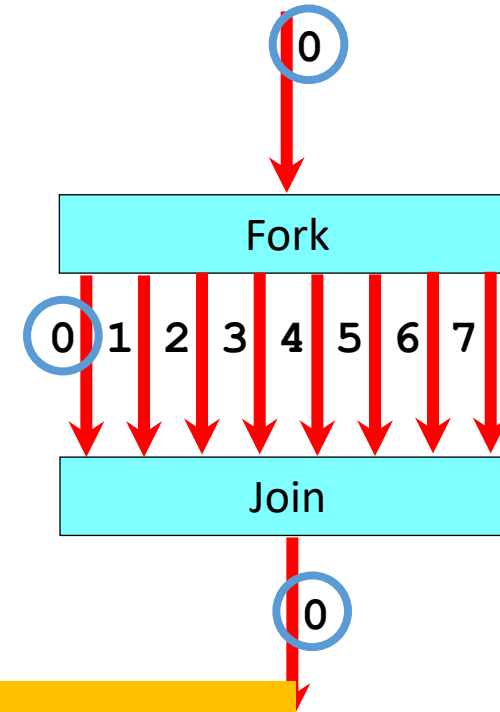
- A number of threads are spawned at entry.
- Each thread executes the `same code`.
- Each thread waits at the end.
- Similar to a number of create/join's in Pthreads.
- How to get threads to do different things?
 - Through explicit thread identification (as in Pthreads).
 - ...and `work-sharing` directives.

Thread Identification

```
int omp_get_thread_num()
int omp_get_num_threads()
```

- Library function (not annotation)
- Gets the thread id.
- Gets the total number of threads.

```
#pragma omp parallel
{
    if( !omp_get_thread_num() )
        master();
    else
        slave();
}
```



Work Sharing Directives

- Always occur *within* a parallel region directive.
- Two principal ones are
 - parallel for
 - parallel section

OpenMP Parallel For

```
#pragma omp parallel  
#pragma omp for  
for( ... ) { ... }
```

- Each thread executes a subset of the iterations.
- All threads wait at the end of the parallel for.

OpenMP Parallel For

```
#pragma omp parallel
  #pragma omp for
  for( ... ) { ... }
```

- Each thread executes a subset of the iterations.
- All threads wait at the end of the parallel for.

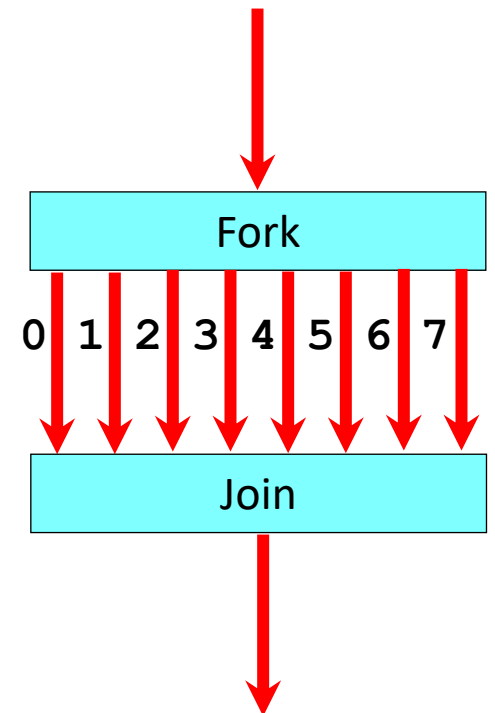
```
#pragma omp parallel for
for( i=0; i<n; i++ )
  for( j=0; j<n; j++ ) {
    c[i][j] = 0.0;
    for( k=0; k<n; k++ )
      c[i][j] += a[i][k]*b[k][j];
  }
```

OpenMP Parallel For

```
#pragma omp parallel
  #pragma omp for
  for( ... ) { ... }
```

- Each thread executes a subset of the iterations.
- All threads wait at the end of the parallel for.

```
#pragma omp parallel for
for( i=0; i<n; i++ )
  for( j=0; j<n; j++ ) {
    c[i][j] = 0.0;
    for( k=0; k<n; k++ )
      c[i][j] += a[i][k]*b[k][j];
  }
```



Multiple Work Sharing Directives

- May occur within a single parallel region

```
#pragma omp parallel
{
#pragma omp for
for( ;; ) { ... }
#pragma omp for
for( ;; ) { ... }
}
```

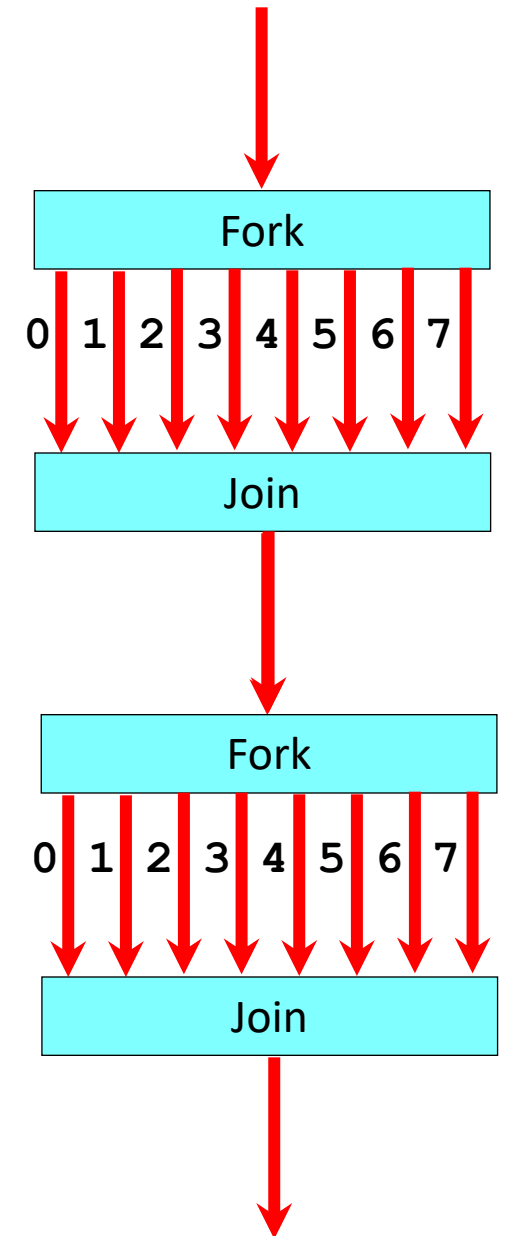
- All threads wait at the end of the first for.

Multiple Work Sharing Directives

- May occur within a single parallel region

```
#pragma omp parallel  
{  
#pragma omp for  
for( ;; ) { ... }  
#pragma omp for  
for( ;; ) { ... }  
}
```

- All threads wait at the end of the first for.



Conditional Parallelism

```
#pragma omp parallel if( expression )  
#pragma omp for if( expression )  
#pragma omp parallel for if( expression )
```

- Execute in parallel if expression, otherwise sequential

Conditional Parallelism

- Parallelism only useful for large problem size

```
#pragma omp parallel if( expression )
```

```
#pragma omp for if( expression )
```

```
#pragma omp parallel for if( expression )
```

- Execute in parallel if expression, otherwise sequential

Conditional Parallelism

- Parallelism only useful for large problem size
- For smaller sizes, overhead exceeds benefit.

```
#pragma omp parallel if( expression )
```

```
#pragma omp for if( expression )
```

```
#pragma omp parallel for if( expression )
```

- Execute in parallel if `expression`, otherwise sequential

Conditional Parallelism

- Parallelism only useful for large problem size
- For smaller sizes, overhead exceeds benefit.

```
#pragma omp parallel if( expression )  
#pragma omp for if( expression )  
#pragma omp parallel for if( expression )
```

- Execute in parallel if ex

```
for( i=0; i<n; i++ )  
    #pragma omp parallel for if( n-i > 100 )  
        for( j=i+1; j<n; j++ )  
            for( k=i+1; k<n; k++ )  
                a[j][k] = a[j][k] - a[i][k]*a[i][j] /  
a[j][j]
```

Scheduling of Iterations

- Scheduling: assigning iterations to a thread.
- Default is block scheduling.
- OpenMP allows other scheduling strategies:
 - Cyclic, block, gss (guided self-scheduling), dynamic...

Scheduling of Iterations

- Scheduling: assigning iterations to a thread.
- Default is block scheduling.
- OpenMP allows other scheduling strategies:
 - Cyclic, block, gss (guided self-scheduling), dynamic...

```
#pragma omp parallel for schedule(<sched>)
```

- <sched> can be one of
 - block (default)
 - cyclic
 - Gss
 - Etc.

Example

```
#define THREADS 16
#define N 100000000

int main ( ) {
    int i;

    printf("Running %d iterations on %d threads guided.\n", N, THREADS);
    #pragma omp parallel for schedule(guided) num_threads(THREADS)
    for (i = 0; i < N; i++) {
        /* a loop that doesn't take very long */
    }

    /* all threads done */
    printf("All done!\n");
    return 0;
}
```


Example

```
#define THREADS 16
#define N 100000000

int main ( ) {
    int i;

    printf("Running %d iterations on %d threads guided.\n", N, THREADS);
    #pragma omp parallel for schedule(guided) num_threads(THREADS)
    for (i = 0; i < N; i++) {
        /* a loop that doesn't take very long */
    }

    /* all threads done */
    printf("All done!\n");
    return 0;
}
```

chunk size changes as the program runs. It begins with big chunks, but then adjusts to smaller chunk sizes if the workload is imbalanced

Data Environment Directives

- All variables are by default shared.
- One exception: the loop variable of a parallel for is private.
- Data directives:
 - Private
 - Threadprivate
 - Reduction

Data Environment Directives

- All variables are by default shared.
- One exception: the loop variable of a parallel for is private.
- Data directives:
 - Private
 - Threadprivate
 - Reduction

```
#pragma omp parallel for
for( i=0; i<n; i++ )
  for( j=0; j<n; j++ ) {
    c[i][j] = 0.0;
    for( k=0; k<n; k++ )
      c[i][j] +=
        a[i][k]*b[k][j];
  }
```

- a, b, c are shared
- i, j, k are private

Private Variables

```
#pragma omp parallel for private( list )
```

- Private copy for each thread for each variable in the list.

```
for( i=0; i<n; i++ ) {  
    tmp = a[i];  
    a[i] = b[i];  
    b[i] = tmp;  
}
```

- Swaps the values in a and b.
- Loop-carried dependence on tmp.
- Easily fixed by privatizing tmp.

```
#pragma omp parallel for private( tmp )  
for( i=0; i<n; i++ ) {  
    tmp = a[i];  
    a[i] = b[i];  
    b[i] = tmp;  
}
```

- Removes dependence

Reduction Variables

```
#pragma omp parallel for reduction( op:list )
```

- op is one of +, *, -, &, ^, |, &&, or ||
- The variables in list must be used with this operator in the loop.
- The variables are automatically initialized to sensible values.

Reduction Variables

```
#pragma omp parallel for reduction( op:list )
```

- op is one of +, *, -, &, ^, |, &&, or ||
- The variables in list must be used with this operator in the loop.
- The variables are automatically initialized to sensible values

```
#pragma omp parallel for reduction( +:sum )  
for( i=0; i<n; i++ )  
    sum += a[i];
```

- Sum is automatically initialized to zero.

OpenMP synchronization

Implicit Barrier

- beginning and end of `parallel` constructs
- end of all other control constructs
- implicit synchronization can be removed with `nowait` clause

- **Explicit**

`critical`

OpenMP critical directive

Enclosed code

- executed by all threads, but
- **restricted to only one thread at a time**

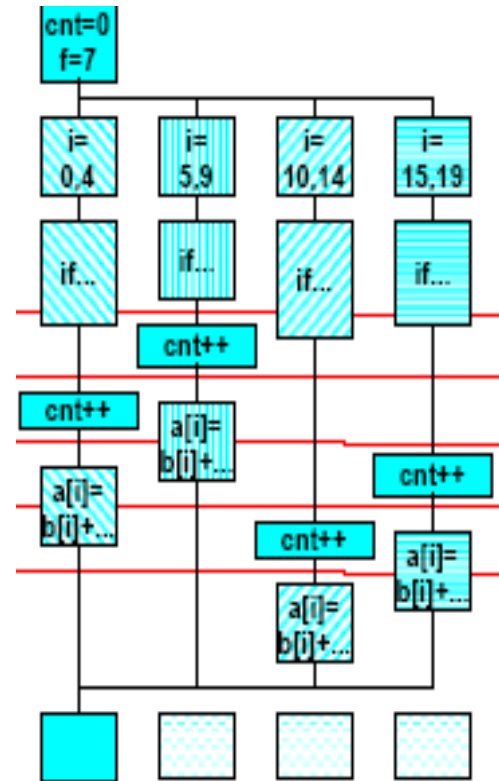
- C/C++:

```
#pragma omp critical [ ( name ) ] new-line  
structured-block
```

- A thread waits at the beginning of a critical region until no other thread in the team is executing a critical region with the same name. All unnamed `critical` directives map to the same unspecified name.

OpenMP critical

```
C / C++: cnt = 0;
f=7;
#pragma omp parallel
{
#pragma omp for
    for (i=0; i<20; i++) {
        if (b[i] == 0) {
#pragma omp critical
            cnt ++;
        } /* endif */
        a[i] = b[i] + f * (i+1);
    } /* end for */
} /*omp end parallel */
```



OpenMP Fibonacci

```
int main(){
    int nthreads, tid;
    int n = 8;
    #pragma omp parallel num_threads(4) private(tid)
    {
        #pragma omp single
        {
            tid = omp_get_thread_num();
            printf("Hello world from (%d)\n", tid);
            printf("Fib(%d) = %d by %d\n", n, fib(n), tid);
        }
    } // all threads join master thread and terminates
}
```

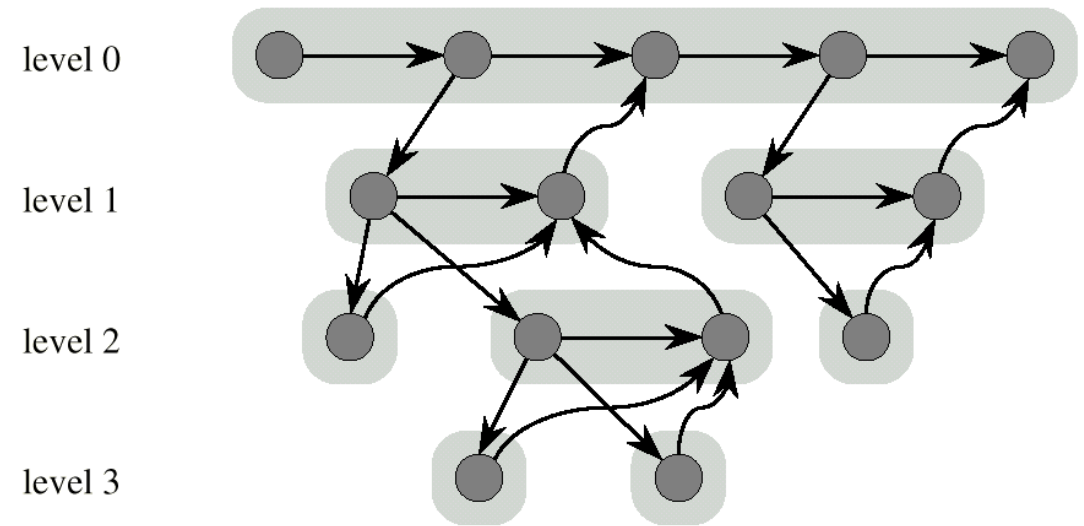
```
Static int fib(int n){
    int i, j, id;
    if(n < 2)
        return n;
    #pragma omp task shared (i) private (id)
    {
        i = fib(n-1);
    }
    #pragma omp task shared (j) private (id)
    {
        j = fib(n-2);
    }
    return (i+j);
}
```

OpenMP Summary

- Programmer gives the compiler hints
- Compiler auto-parallizes based on those hints
- Seems to require a lot of hints, no?
- What do you think?

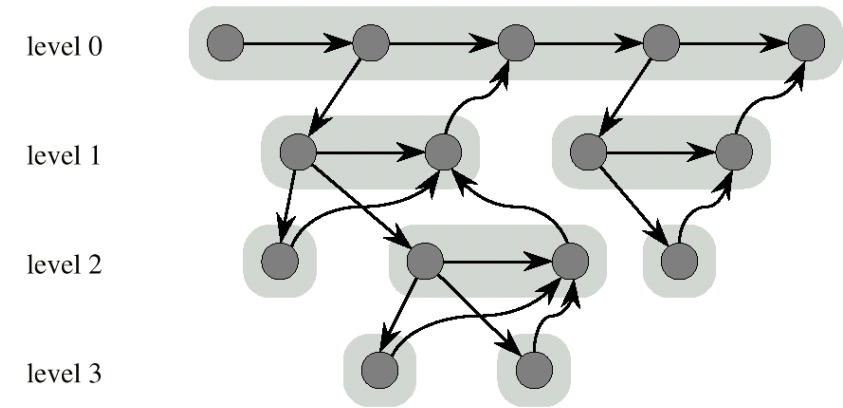
Cilk

- Goal:
 - To implement dynamic, asynchronous, concurrent programs.
- Cilk programmer optimizes:
 - total work
 - critical path
- A Cilk computation:
 - **dynamic**, directed acyclic graph (dag)



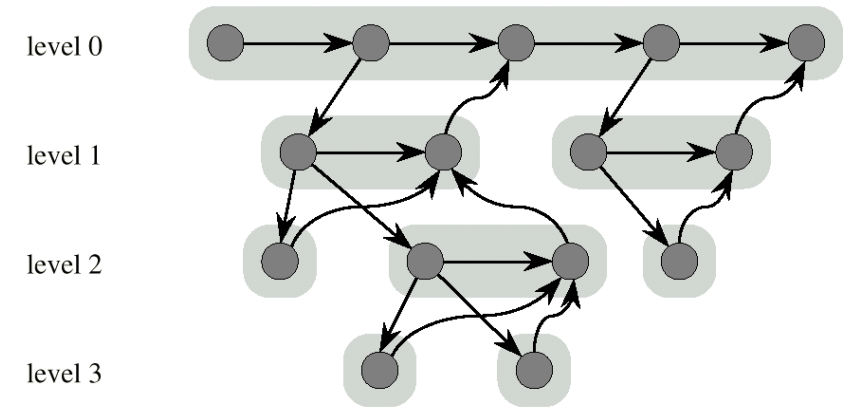
Cilk Terms

- Cilk *program* is a set of **procedures**
- A *procedure* is a *sequence* of **threads**
- Cilk *threads* are:
 - represented by nodes in the dag
 - **Non-blocking**: run to completion: **no** waiting or suspension: **atomic** units of execution



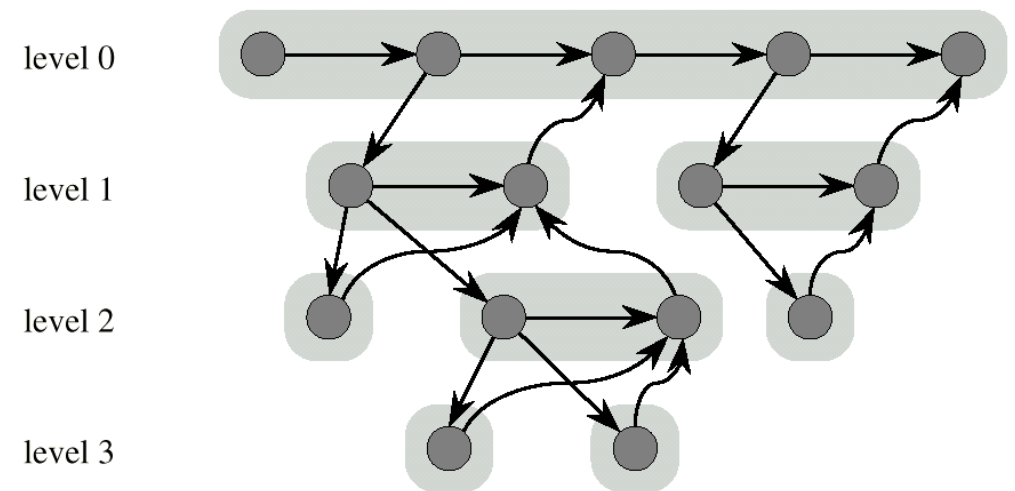
Programming Model

- Threads can *spawn* child threads
 - *downward* edges connect a parent to its children
- A child & parent can run *concurrently*.
 - Non-blocking threads → a child *cannot* return a value to its parent.
 - The parent spawns a *successor* that receives values from its children



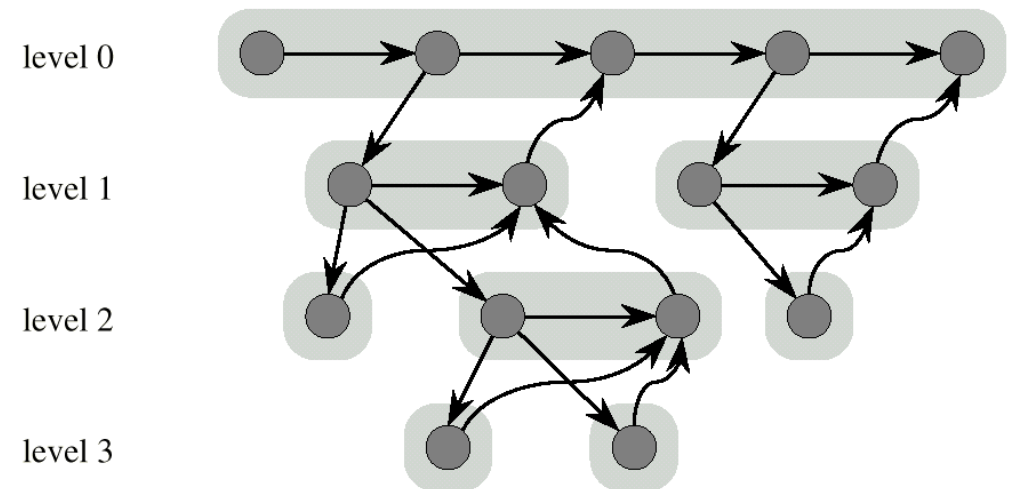
Programming Model

- Thread & successor: parts of the same Cilk procedure.
 - connected by **horizontal** arcs
- Children's **returned values**:
 - received before their successor begins
 - They constitute data dependencies.
 - Connected by **curved** arcs



Execution Time & Scheduling

- Execution time of a Cilk program using P cores **depends on**:
 - **Work (T_1)**: time for Cilk program with 1 processor to complete.
 - **Critical path (T_∞)**: the time to execute the longest directed path in the dag.
 - $T_p \geq T_1 / P$ (**not true for some searches**)
 - $T_p \geq T_\infty$
- Cilk uses **run time scheduling: work stealing**.
- For “fully strict” programs
 - **asymptotic** optimality for:
 - space, time, & communication



Cilk Language

- Cilk is an extension of C

- Cilk programs are:

- preprocessed to C
- linked with a runtime library

- Declaring a thread:

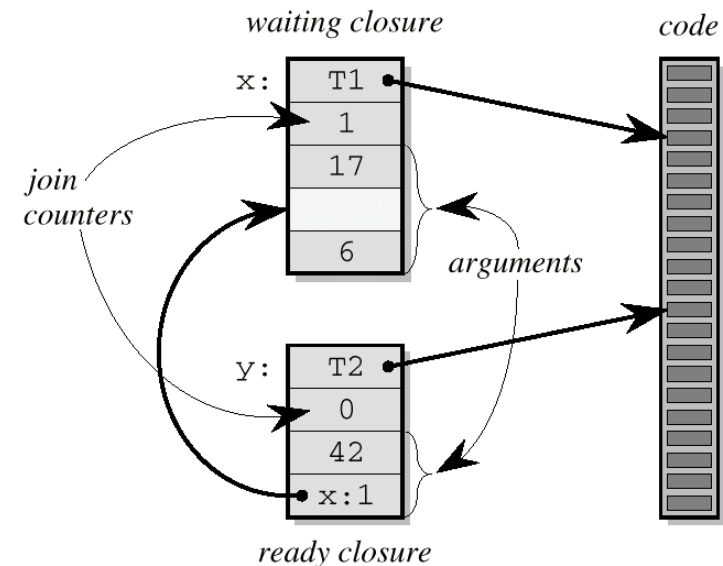
```
thread T ( <args> ) { <stmts> }
```

- T is preprocessed
 - C function of 1 argument
 - return type **void**.
- The 1 argument is a pointer to a *closure*

Environment: Closures and Continuations

- A *closure* is a data structure that has:
 - a pointer to the C function for T
 - a slot for each argument (*inputs & continuations*)
 - a **join counter**: count of the missing argument values
- A closure is **ready** when **join counter == 0**.
- A closure is **waiting** otherwise.
- They are allocated from a runtime heap

- *Continuation* is a data type,
cont int x;
- Global reference to an *empty slot of a closure*.
- It is implemented as 2 items:
 - a **pointer** to the closure; (*what thread*)
 - an **int** value: the slot number. (*what input*)



Creating Parallel Work

- To *spawn* a *child*, a thread creates its closure:

spawn T (<args>)

- creates child's closure
 - sets available arguments
 - sets join counter
- To specify a missing argument, prefix with a "?"

spawn T (k, ?x);

- A *successor* thread spawned the same way

- except the keyword *spawn_next* is used:

spawn_next T(k, ?x)

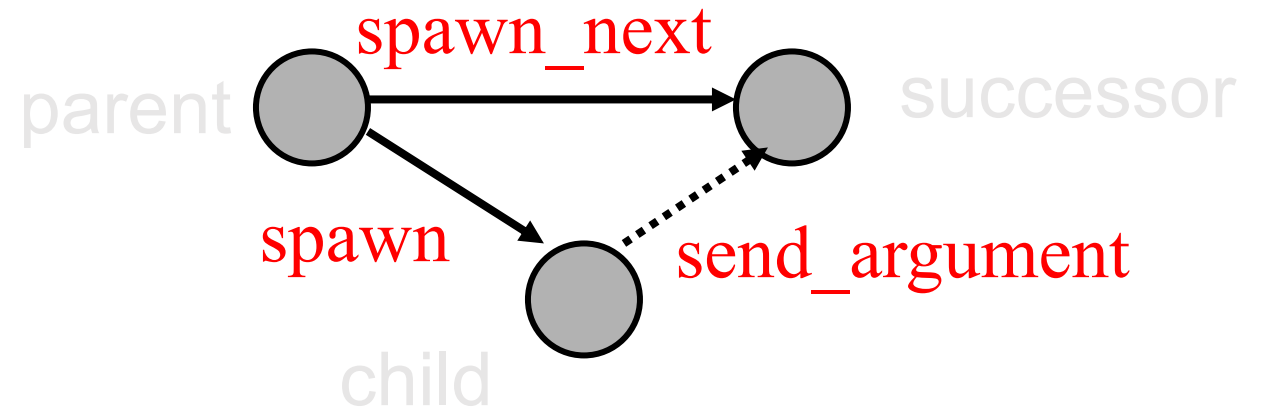
- Children typically have no missing arguments; successors do.

Explicit continuation passing

- Nonblocking threads → a parent cannot block on children's results.
- It spawns a **successor** thread.
- Paradigm called *explicit continuation passing*.
- Cilk provides a primitive to *send a value* from one closure to another.

send_argument(k, value)

sends **value** to the argument slot of a waiting closure specified by continuation **k**.



Cilk Procedure for computing a Fibonacci number

```
thread int fib ( cont int k, int n ) {  
    if ( n < 2 ) send_argument( k, n );  
    else { cont int x, y;  
        spawn_next sum ( k, ?x, ?y );  
        spawn fib ( x, n - 1 );  
        spawn fib ( y, n - 2 );  
    }  
}  
thread sum ( cont int k, int x, int y ) {  
    send_argument ( k, x + y );  
}
```

Nonblocking Threads: Pros, Cons

- *Shallow* call stack. (for us: fault tolerance)

- *Simplify* runtime system:

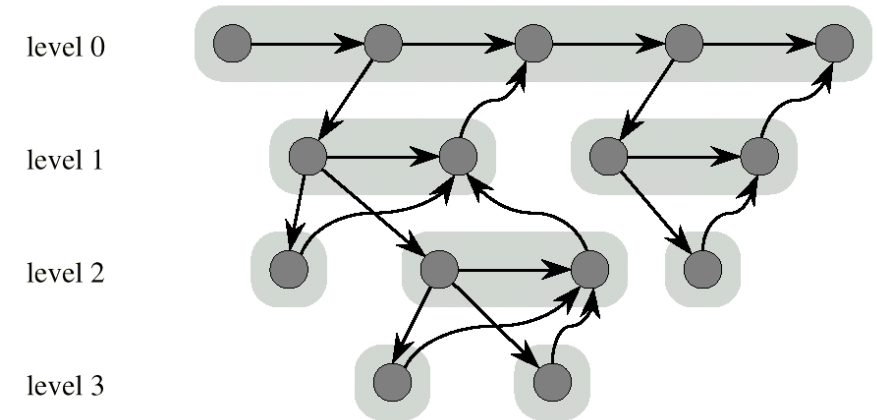
Completed threads leave C runtime stack empty.

- *Portable* runtime implementation

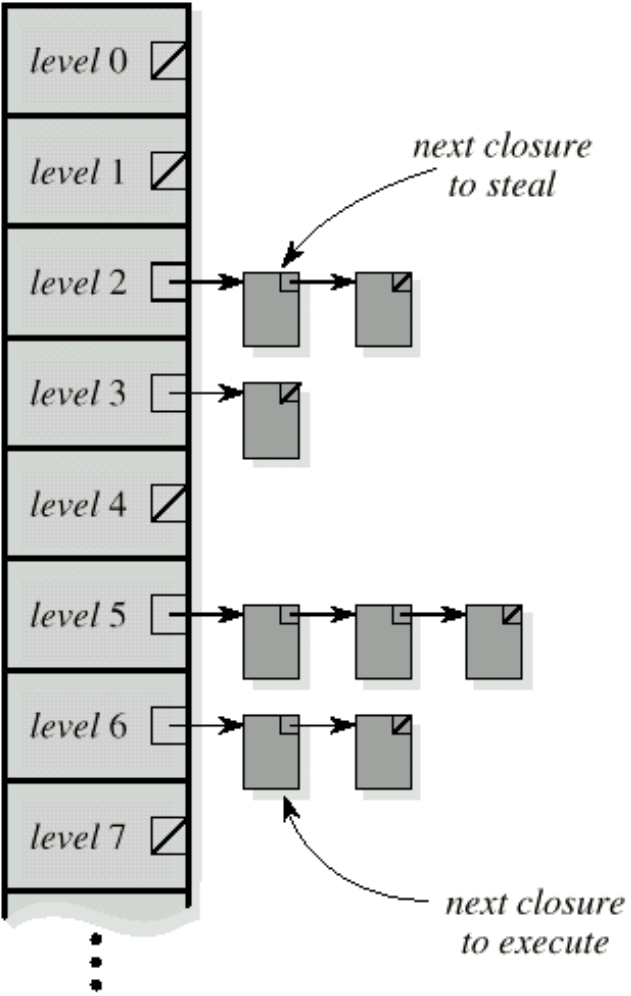
Con: Burdens programmer with explicit continuation passing.

Stealing Work: The Ready Deque

- Work-stealing:
 - Process with no work selects a **victim**
 - Gets **shallowest** thread in victim's spawn tree.
- Thieves choose victims **randomly**.
- Each closure has a level:
 - $\text{level}(\text{child}) = \text{level}(\text{parent}) + 1$
 - $\text{level}(\text{successor}) = \text{level}(\text{parent})$
- Each processor keeps a **ready deque**:
 - Contains ready closures
 - The L^{th} element contains the list of all ready closures whose level is L .



Ready deque



```
if ( ! readyDeque .isEmpty() )
```

```
take deepest thread
```

```
else
```

```
steal shallowest thread from
```

```
readyDeque of randomly
```

```
selected victim
```


Why Steal Shallowest closure?

- Shallow threads *probably* produce **more work**, therefore,
reduce communication.
- Shallow threads *more likely to be* on **critical path.**