

# CS378 - Mobile Computing

## Responsiveness

# An App Idea

- From Nifty Assignments
- Draw a picture use randomness
- Pick an equation at random
- Operators in the equation have the following property:  
Given an input between -1 and 1 the output is also between -1 and 1
- sin and cos scaled to  $\pi / 2$ , multiply, add, average, remainder (except for 0)

# Random Art

- The color at any given point is based on the  $x$  and  $y$  coordinates of that point scaled to between  $-1$  and  $1$
- Feed the  $x$  and  $y$  coordinates into the equation
- Pick equations at random, keep the good pictures, throws away the boring ones

X<sup>+</sup>

# Random Art


Y<sup>+</sup>

0, 0




- Color of this pixel?
- Assume large frame is 400 by 300.
- Assume this pixel is at 100, 20
- $x = 100 / 400 = 0.25$  -> scaled to -1 to 1 = -0.5
- $y = 20 / 300 = 0.0667$  -> scaled to -1 to 1 = -0.1333
- Plug these values into random equation:
- Assume equation is `yxASCSySSxCyCACMMSCSSCC`  
postfix, A = Average, S = Sin, C = Cos, M = Multiply
- Assume answer is 0.75. Scale to number of colors.  
Assume 256 shades of gray.
- Color at that pixel is 224<sup>th</sup> shade of gray (224, 224, 224)

Result yxASCSySSxCyCACMMSCSSCC




# Result

xxACSSxCAyCyxASASCAyCCAyyyAAxMS  
xCxCAxSySMCMCSMSCS



Result  $y_{CCSxx}MSSAS$





# Results







# Results



# Results

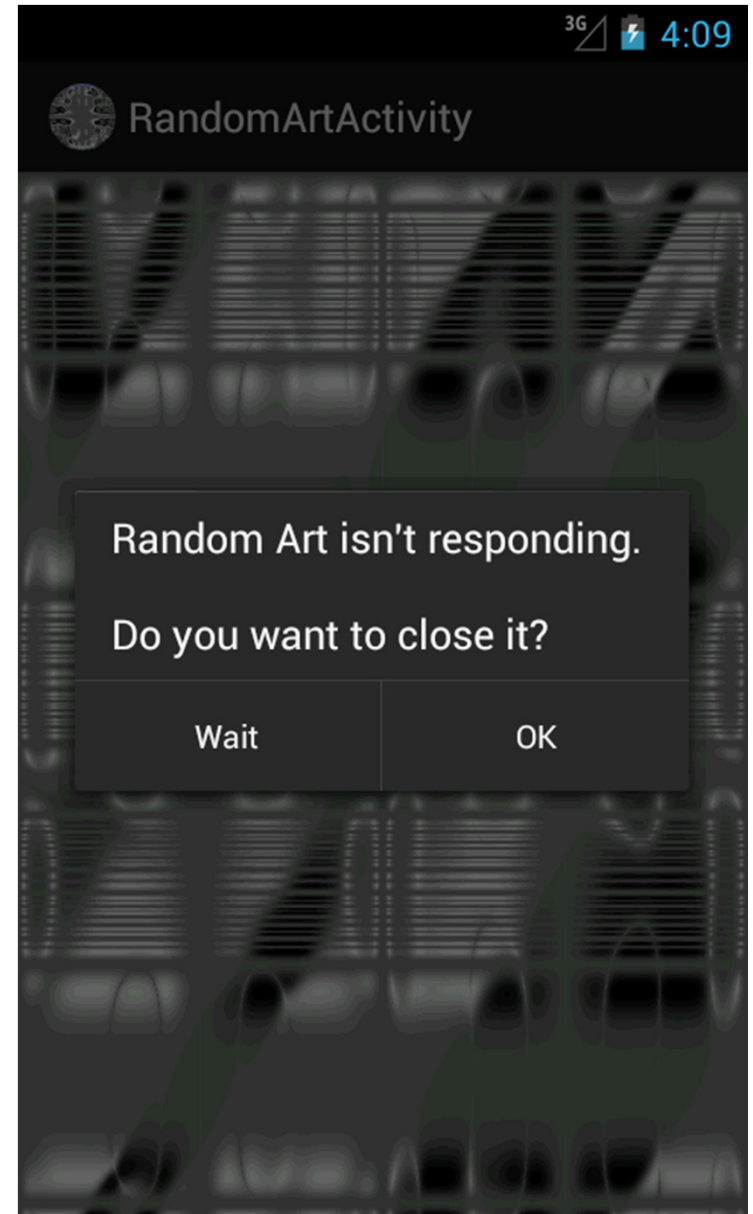


# RandomArt Application

- Create a subclass of View that does the computation and draws the graphics
- More on 2d graphics later in term
  - but we simply override the `onDraw(Canvas)` method and draw what we want
  - colors via Paint objects
  - `Canvas.drawPoint(x, y, Paint)` method
- add click listener to the View so click results in new expression and a redraw
  - `invalidate()` -> leads to `onDraw(Canvas)`

# The Problem

- Neat idea but computationally expensive
- 480 by 800 screen on Galaxy Nexus
- 384,000 pixels
- depending on the expressions, tens of millions of computations, plus the rendering



# Responsiveness

- user's threshold of pain? 1 second? 2?
  - Android dev documents claim 100 to 200 milliseconds (0.1 to 0.2 seconds)
- The Android Systems has its own threshold of pain
  - if the systems determines an application has become unresponsive it displays the Application Not Responding dialog
- ANR occurs if app not responsive to user input

# Android System

- The Activity Manager and Window Manager system *services* monitor applications for responsiveness
- ANR dialog displayed if:
  - No response to an input event such as a key press or screen touch in 5 seconds
  - A BroadcastReceiver doesn't finish executing in 10 seconds

# Typical Blocking Operations

- complex calculations or rendering
- looking at data set of unknown size
- parsing a data set
- processing multimedia files
- accessing network resources
- accessing location based services
- access a content provider
- accessing a local database
- accessing a file

# The UI Thread

- For application that consist of Activity (or Activities) it is vital to not block the UI thread (main thread of execution)
- AND on API level 11 and later certain operations must be moved off the main UI thread
  - code that accesses resources over a network
  - for example, HTTPRequests on the main UI thread result in a `NetworkOnMainThreadException`
  - discover `StrictMode`  
<http://developer.android.com/reference/android/os/StrictMode.html>



# Enabling Responsiveness

- move time consuming operations to child threads
  - Android AsyncTask
  - Java Thread
  - Service?
- provide progress bar for worker threads
- big setups -> use a splash screen or render main view as quickly as possible and filling in information asynchronously
- assume the network is SLOW
- don't access the Android UI toolkit from outside the UI thread

# Asking for Trouble

- Loading image from network may be slow and block the main (UI) thread of the application

```
private void setImage() {  
    Bitmap b = loadImageFromNetwork("http://www.utexas.edu/sites/default/images/default/images/default/1234567890.jpg");  
    imageView.setImageBitmap(b);  
}
```

```
private Bitmap loadImageFromNetwork(String imageURL){  
    Bitmap bitmap = null;  
    try {  
        URL url = new URL(imageURL);  
        bitmap  
        = BitmapFactory.decodeStream((InputStream) url.getContent());  
    } catch (IOException e) {  
        Log.d(TAG, "problem: ");  
    }  
    return bitmap;  
}
```

# AsyncTask

- Android class to handle simple threading for operations that take a few seconds
- Removes some of the complexities of Java Thread class and Android Handler class
- Result *published* to the UI thread

# AsyncTask

- Three Generic Parameters
  - data type of *Parameter* to task
  - data type of *Progress*
  - data type of *Result*
- four steps in carrying out task
  - onPreExecute()
  - doInBackground(Param... params)
  - onProgressUpdate(Progress values)
  - onPostExecute(Result result)

# Methods

- **onPreExecute()** runs on UI thread before background processing begins
- **doInBackground(Param... params)** runs on a background thread and won't block UI thread
- **publishProgress(Progress... values)** method invoked by **doInBackground** and results in call to **onProgressUpdate()** method on UI thread
- **onPostExecute(Result result)** runs on UI thread once **doInBackground** is done

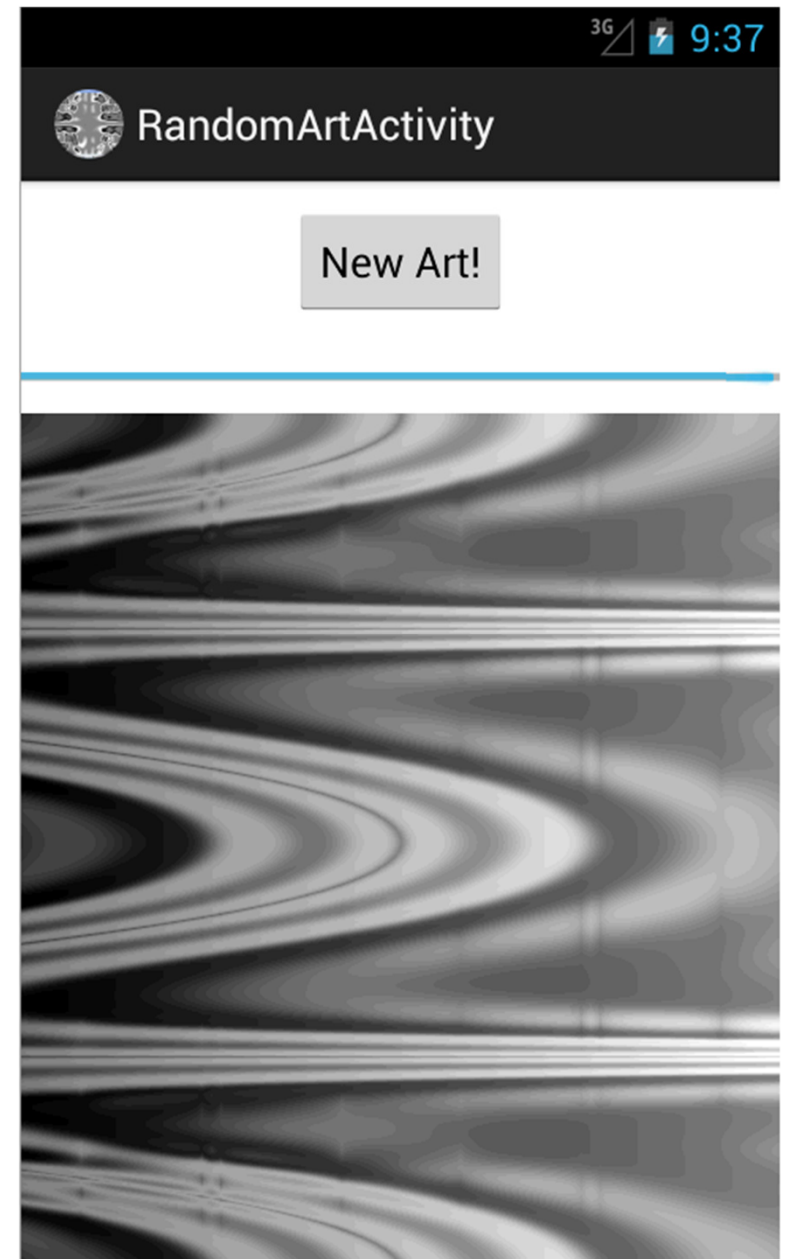
# Downloading with AsyncTask

```
public void onClick(View v) {  
    new DownloadImageTask().execute("http://www.utexas  
}
```

```
private class DownloadImageTask  
    extends AsyncTask<String, Void, Bitmap> {  
    /** The system calls this to  
    * perform work in a worker thread and  
    * delivers it the parameters given  
    * to AsyncTask.execute() */  
    protected Bitmap doInBackground(String... urls) {  
        return loadImageFromNetwork(urls[0]);  
    }  
  
    /** The system calls this to perform  
    * work in the UI thread and delivers  
    * the result from doInBackground() */  
    protected void onPostExecute(Bitmap result) {  
        mImageView.setImageBitmap(result);  
    }  
}
```

# Random Art with AsyncTask

- Add progress bar and button for new art
- create a Bitmap and draw to that
- `<Integer, Integer, Bitmap>`



Just One More





# Loaders

- Loader classes introduced in API 11
- Help asynchronously load data from content provider or network for Activity or Fragment
- monitor data source and deliver new results when content changes
- multiple classes to work with