

Systems I

Pipelining III

Topics

- Hazard mitigation through pipeline forwarding
- Hardware support for forwarding
- Forwarding to mitigate control (branch) hazards

How do we fix the Pipeline?

Pad the program with NOPs

- Yuck!

Stall the pipeline

- Data hazards
 - Wait for producing instruction to complete
 - Then proceed with consuming instruction
- Control hazards
 - Wait until new PC has been determined
 - Then begin fetching
- How is this better than putting NOPs into the program?

Forward data within the pipeline

- Grab the result from somewhere in the pipe
 - After it has been computed
 - But before it has been written back
- This gives an opportunity to avoid performance degradation due to hazards!

Data Forwarding

Naïve Pipeline

- Register isn't written until completion of write-back stage
- Source operands read from register file in decode stage
 - Needs to be in register file at start of stage

Observation

- Value generated in execute or memory stage

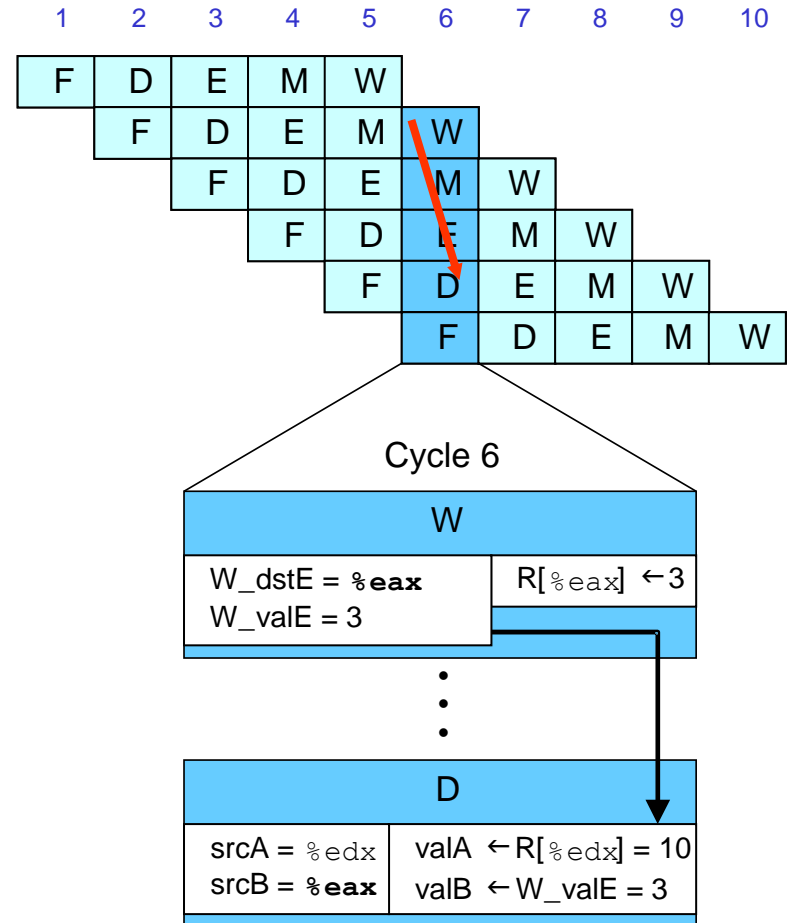
Trick

- Pass value directly from generating instruction to decode stage
- Needs to be available at end of decode stage

Data Forwarding Example

```
# demo-h2.y
0x000: irmovl $10,%edx
0x006: irmovl $3,%eax
0x00c: nop
0x00d: nop
0x00e: addl %edx,%eax
0x010: halt
```

- `irmovl` in write-back stage
- Destination value in W pipeline register
- Forward as `valB` for decode stage



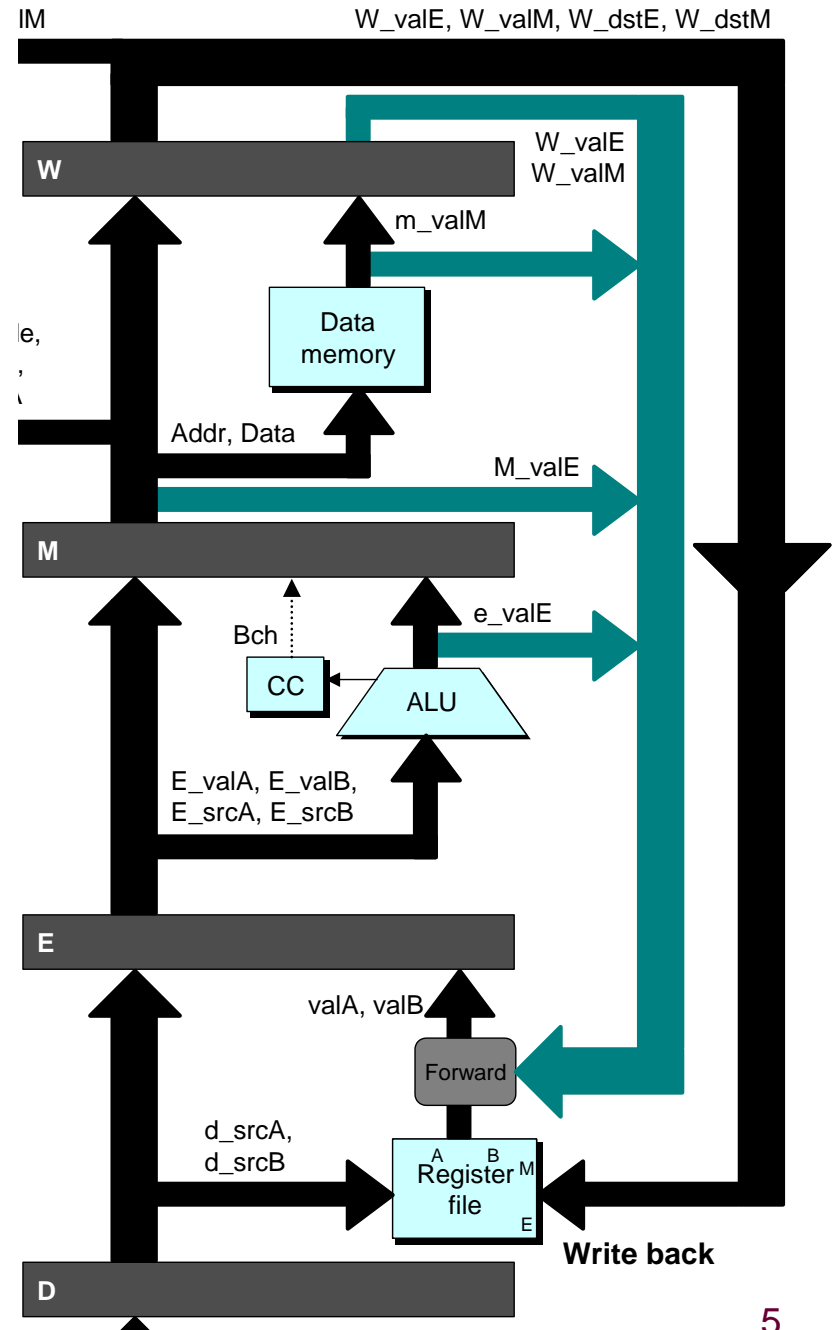
Bypass Paths

Decode Stage

- Forwarding logic selects valA and valB
- Normally from register file
- Forwarding: get valA or valB from later pipeline stage

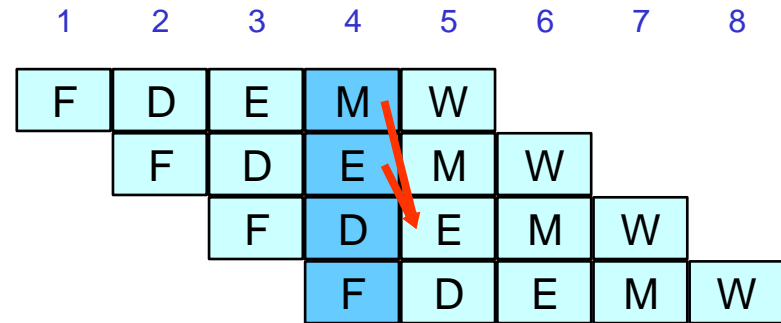
Forwarding Sources

- Execute: valE
- Memory: valE, valM
- Write back: valE, valM



Data Forwarding Example #2

```
# demo-h0.ys
0x000: irmovl $10,%edx
0x006: irmovl $3,%eax
0x00c: addl %edx,%eax
0x00e: halt
```

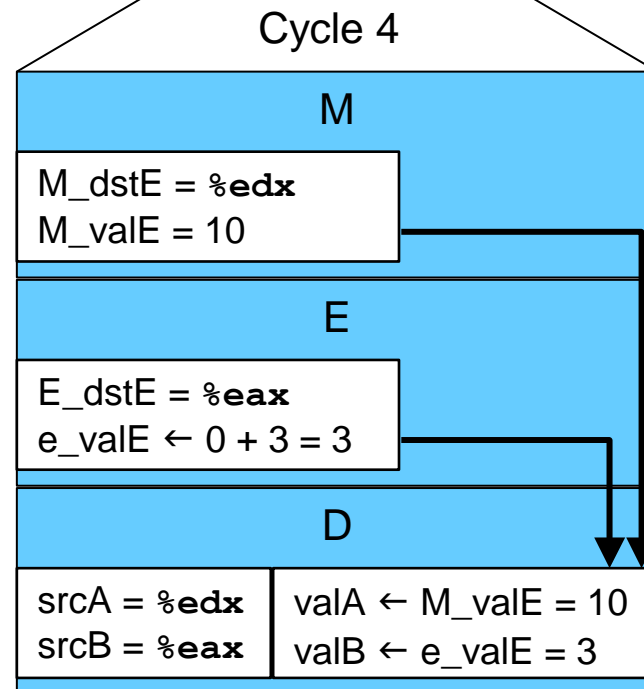


Register %edx

- Generated by ALU during previous cycle
- Forward from memory as valA

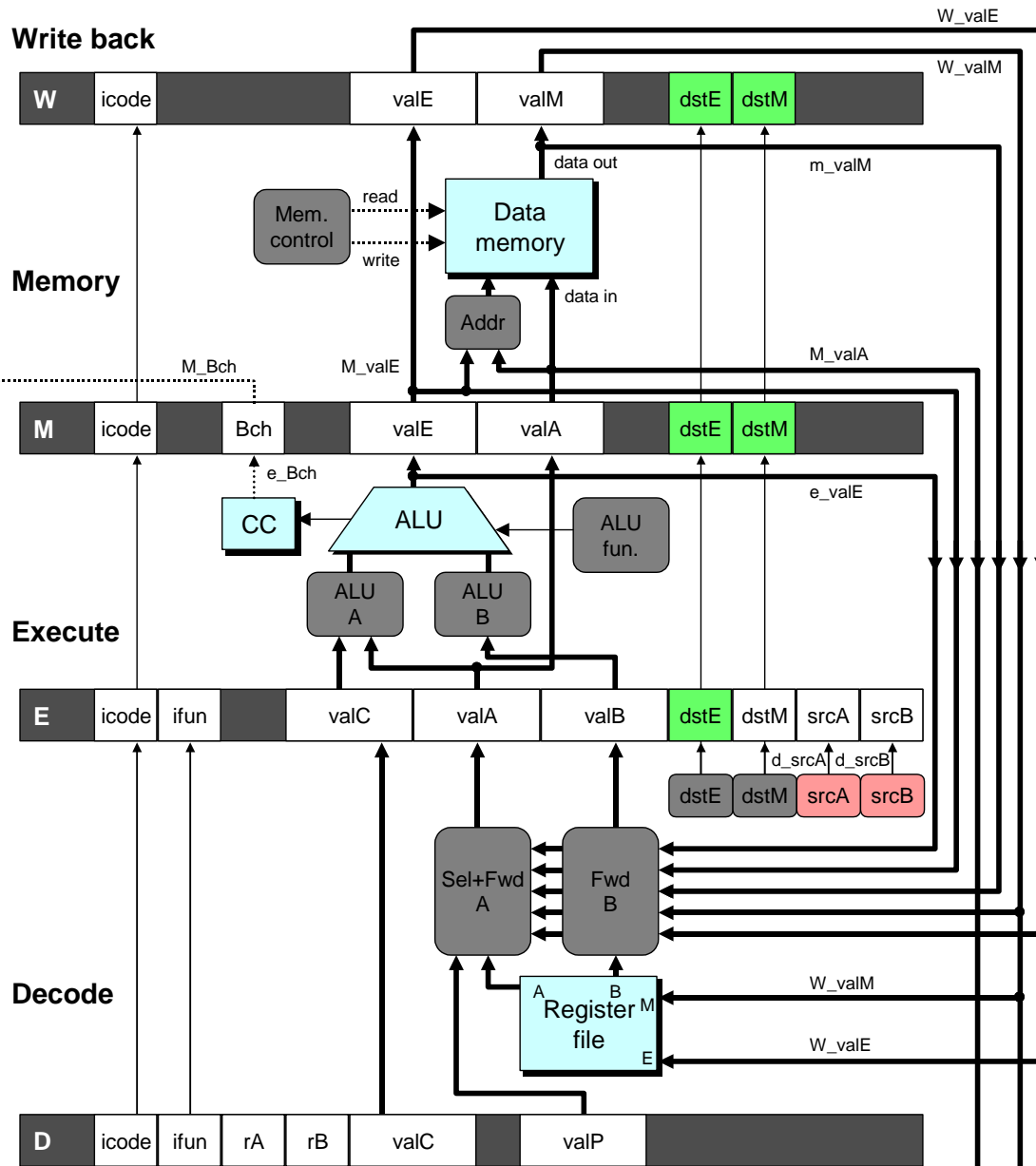
Register %eax

- Value just generated by ALU
- Forward from execute as valB

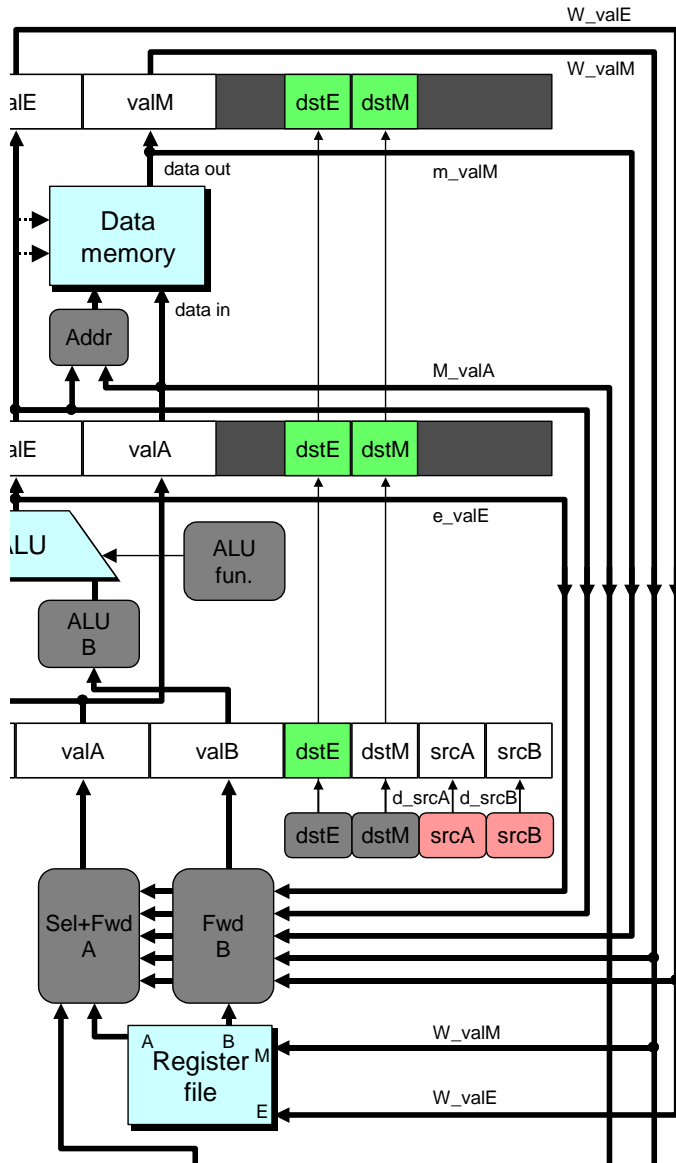


Implementing Forwarding

- Add additional feedback paths from E, M, and W pipeline registers into decode stage
- Create logic blocks to select from multiple sources for valA and valB in decode stage



Implementing Forwarding



```

## What should be the A value?
int new_E_valA = [
    # Use incremented PC
    D_icode in { ICALL, IJXX } : D_valP;
    # Forward valE from execute
    d_srcA == E_dstE : e_valE;
    # Forward valM from memory
    d_srcA == M_dstM : m_valM;
    # Forward valE from memory
    d_srcA == M_dstE : M_valE;
    # Forward valM from write back
    d_srcA == W_dstM : W_valM;
    # Forward valE from write back
    d_srcA == W_dstE : W_valE;
    # Use value read from register file
    1 : d_rvalA;
];

```


Limitation of Forwarding

```
# demo-luh.y
```

```
0x000: irmovl $128,%edx
```

```
0x006: irmovl $3,%ecx
```

```
0x00c: rmmovl %ecx, 0(%edx)
```

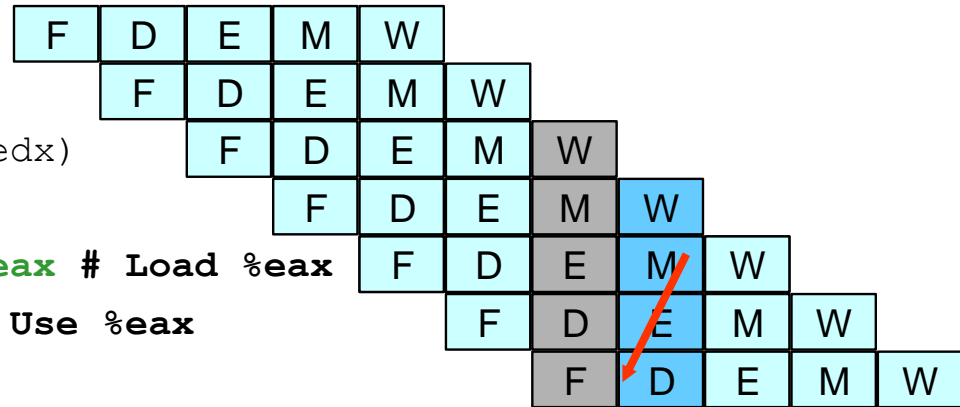
```
0x012: irmovl $10,%ebx
```

```
0x018: mrmovl 0(%edx),%eax # Load %eax
```

```
0x01e: addl %ebx,%eax # Use %eax
```

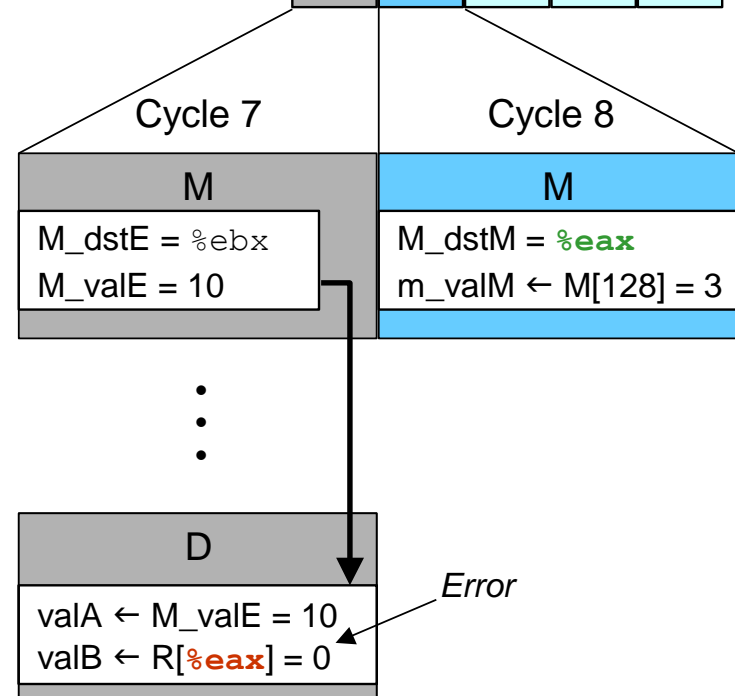
```
0x020: halt
```

1 2 3 4 5 6 7 8 9 10 11



Load-use dependency

- Value needed by end of decode stage in cycle 7
- Value read from memory in memory stage of cycle 8



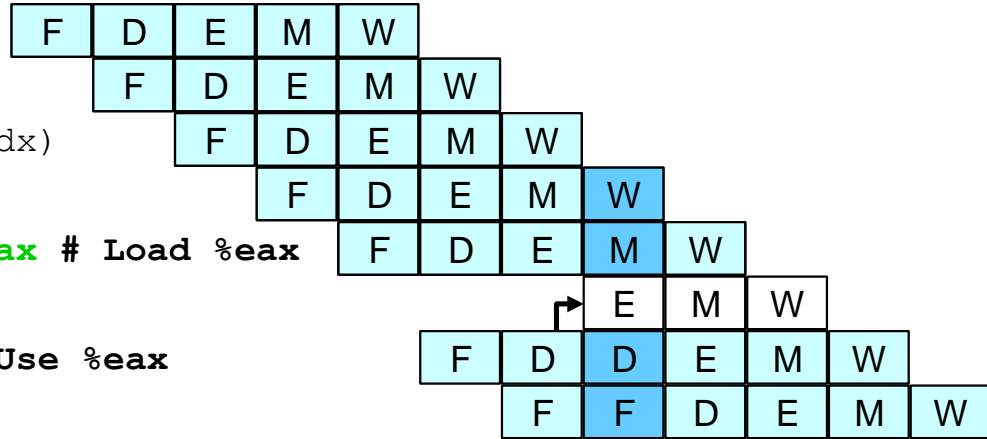
Avoiding Load/Use Hazard

demo-luh.js

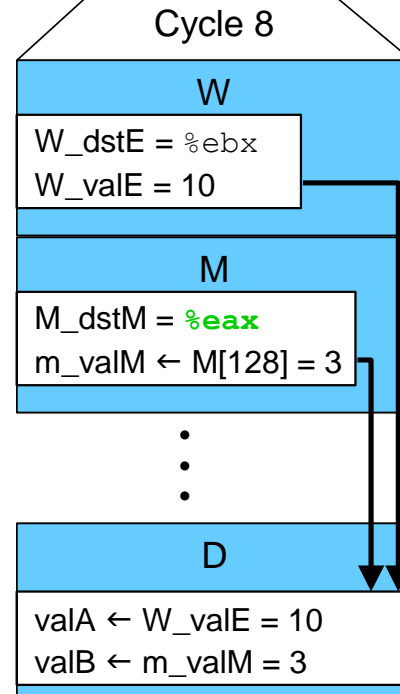
```

0x000: irmovl $128,%edx
0x006: irmovl $3,%ecx
0x00c: rmmovl %ecx, 0(%edx)
0x012: irmovl $10,%ebx
0x018: mrmovl 0(%edx),%eax # Load %eax
      bubble
0x01e: addl %ebx,%eax # Use %eax
0x020: halt
    
```

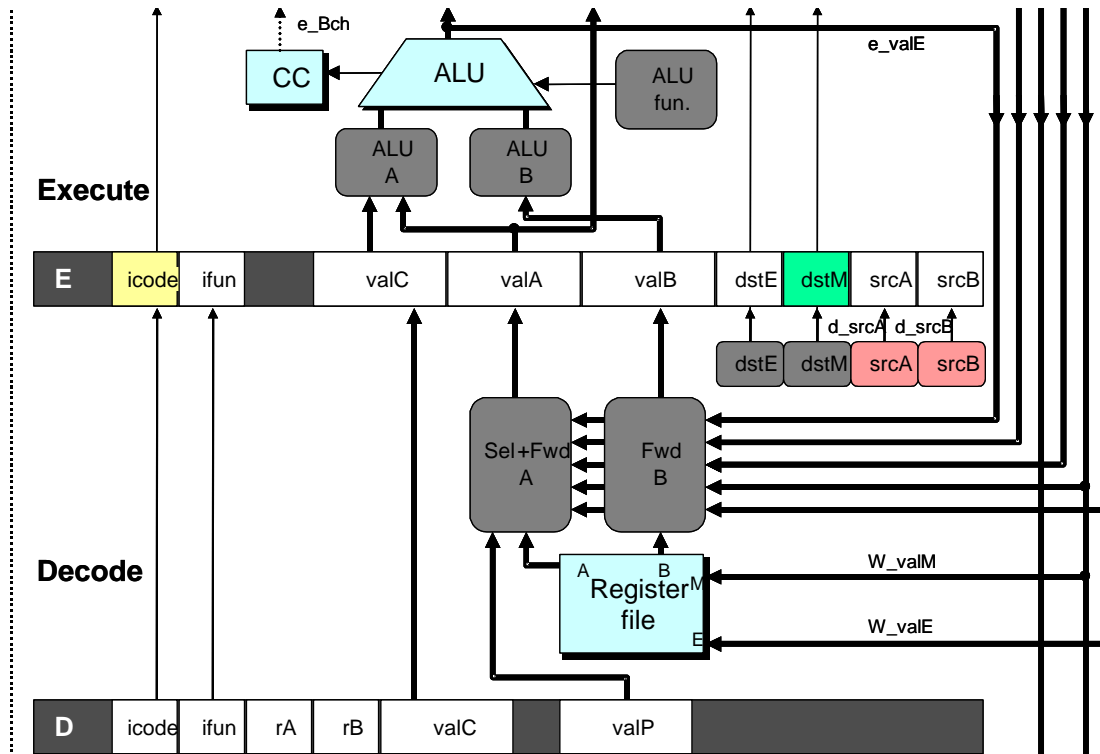
1 2 3 4 5 6 7 8 9 10 11 12



- Stall using instruction for one cycle
- Can then pick up loaded value by forwarding from memory stage



Detecting Load/Use Hazard



Condition	Trigger
Load/Use Hazard	$E_icode \in \{ IMRMOVL, IPOPL \} \ \&\& \ E_dstM \in \{ d_srcA, d_srcB \}$

Control for Load/Use Hazard

demo-luh.ys

0x000: irmovl \$128,%edx

0x006: irmovl \$3,%ecx

0x00c: rmmovl %ecx, 0(%edx)

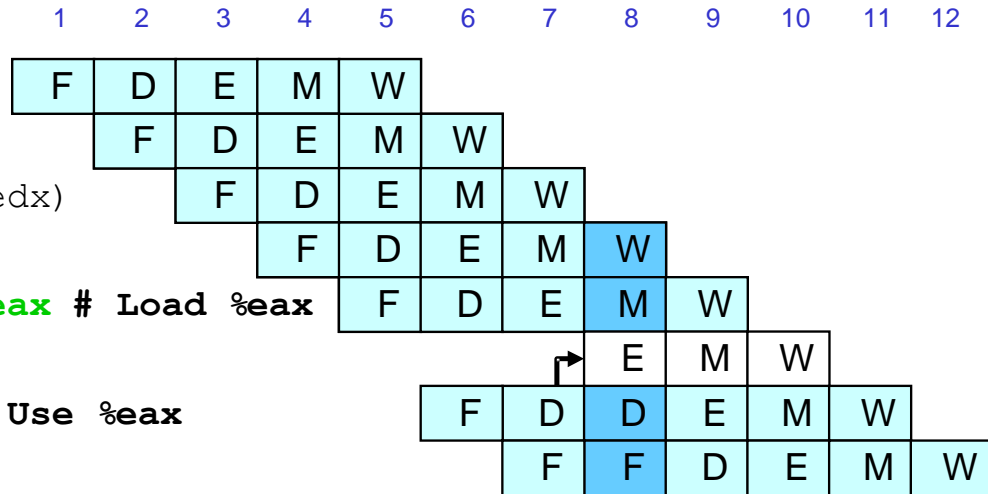
0x012: irmovl \$10,%ebx

0x018: mrmovl 0(%edx),%eax # Load %eax

bubble

0x01e: addl %ebx,%eax # Use %eax

0x020: halt



- Stall instructions in fetch and decode stages
- Inject bubble into execute stage

Condition	F	D	E	M	W
Load/Use Hazard	stall	stall	bubble	normal	normal

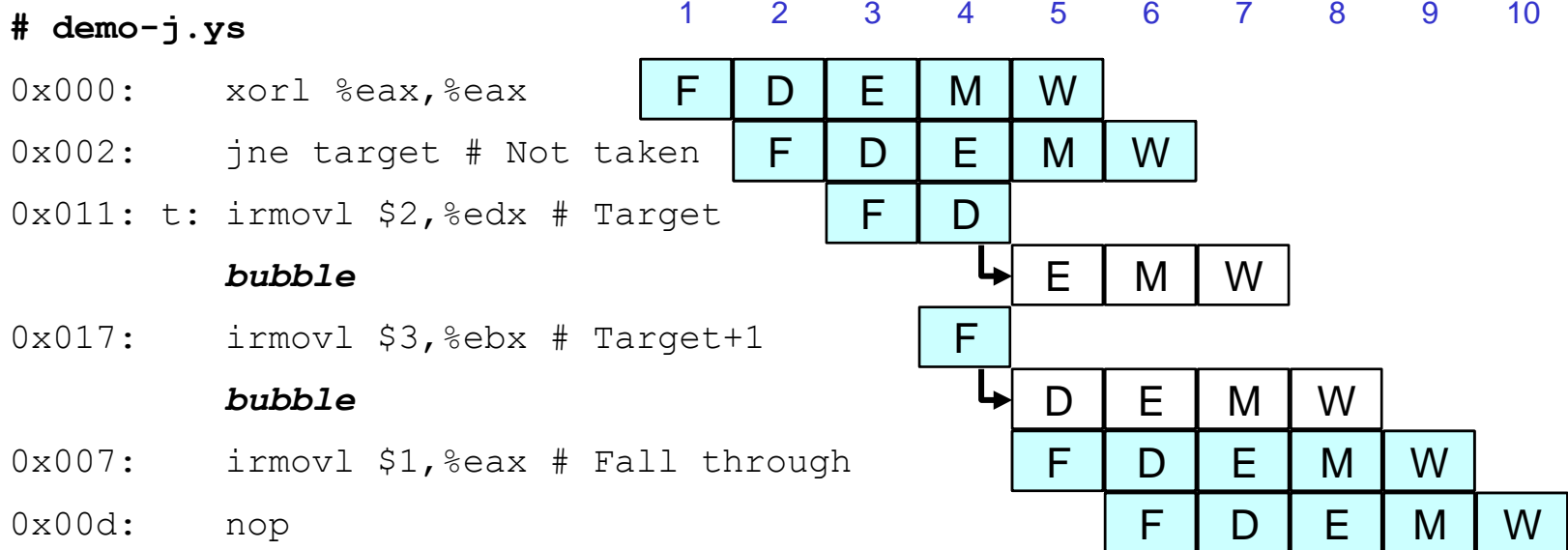
Branch Misprediction Example

demo-j.ys

```
0x000:    xorl %eax,%eax
0x002:    jne  t                # Not taken
0x007:    irmovl $1, %eax     # Fall through
0x00d:    nop
0x00e:    nop
0x00f:    nop
0x010:    halt
0x011:  t:  irmovl $3, %edx   # Target (Should not execute)
0x017:    irmovl $4, %ecx     # Should not execute
0x01d:    irmovl $5, %edx     # Should not execute
```

- Should only execute first 7 instructions

Handling Misprediction



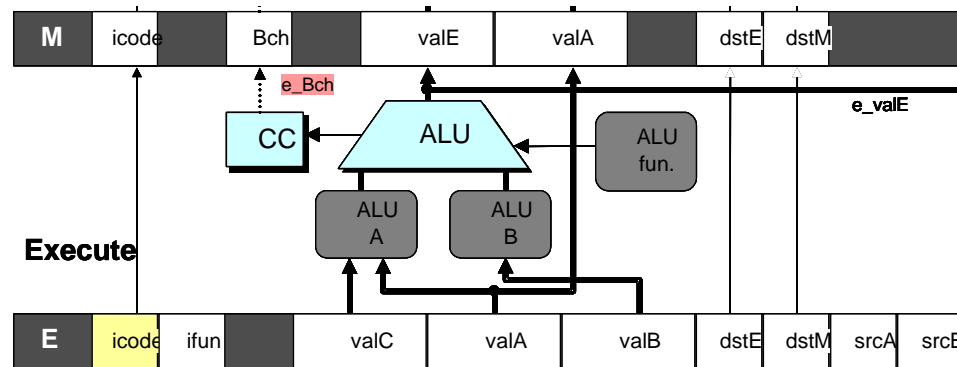
Predict branch as taken

- Fetch 2 instructions at target

Cancel when mispredicted

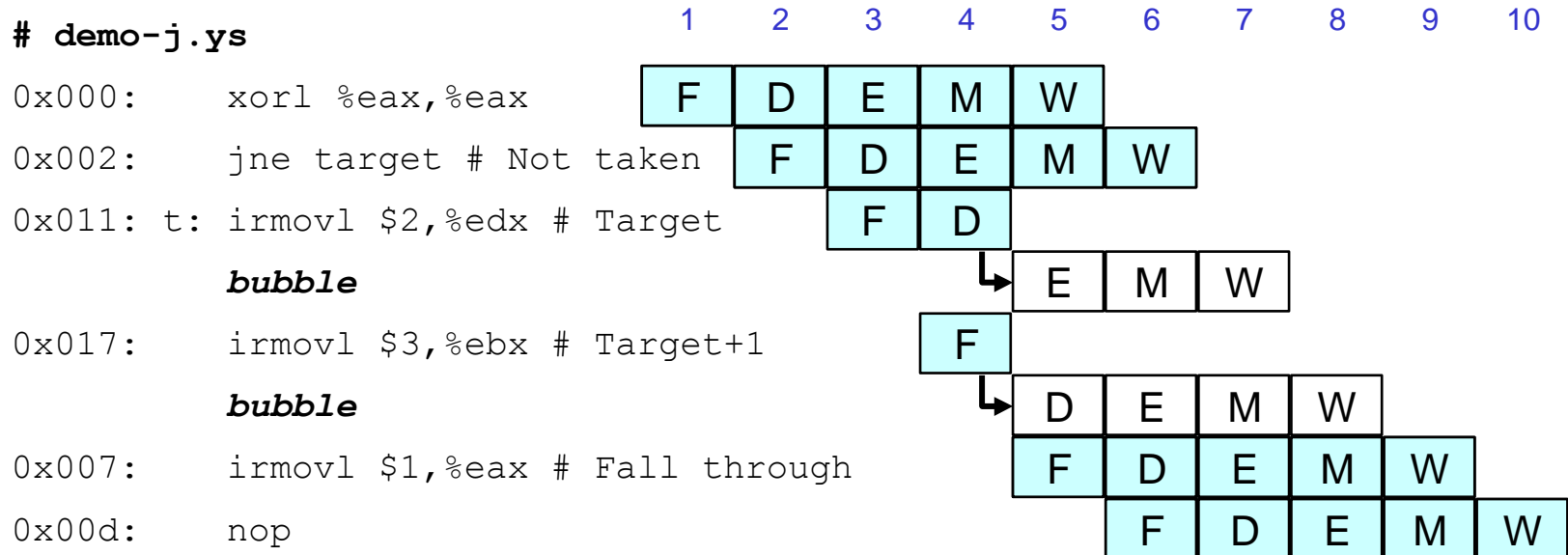
- Detect branch not-taken in execute stage
- On following cycle, replace instructions in execute and decode by bubbles
- No side effects have occurred yet

Detecting Mispredicted Branch



Condition	Trigger
Mispredicted Branch	$E_icode = IJXX \ \& \ !e_Bch$

Control for Misprediction



Condition	F	D	E	M	W
Mispredicted Branch	normal	bubble	bubble	normal	normal

Return Example

demo-retb.ys

```
0x000:    irmovl Stack,%esp    # Initialize stack pointer
0x006:    call p                # Procedure call
0x00b:    irmovl $5,%esi       # Return point
0x011:    halt
0x020:    .pos 0x20
0x020:    p: irmovl $-1,%edi    # procedure
0x026:    ret
0x027:    irmovl $1,%eax        # Should not be executed
0x02d:    irmovl $2,%ecx        # Should not be executed
0x033:    irmovl $3,%edx        # Should not be executed
0x039:    irmovl $4,%ebx       # Should not be executed
0x100:    .pos 0x100
0x100:    Stack:                # Stack: Stack pointer
```

- Previously executed three additional instructions

Correct Return Example

```
# demo-retb
```

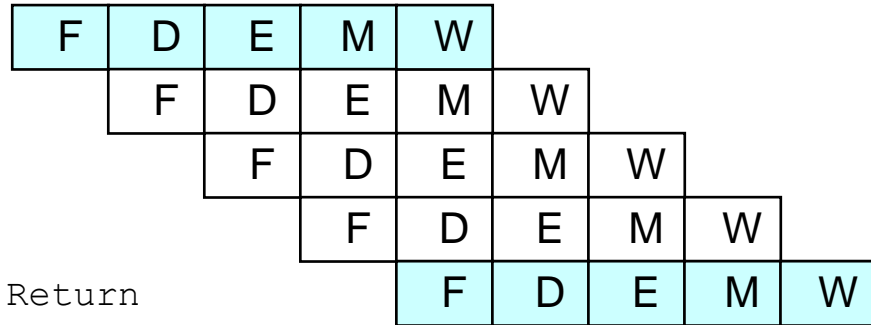
```
0x026:   ret
```

```
    bubble
```

```
    bubble
```

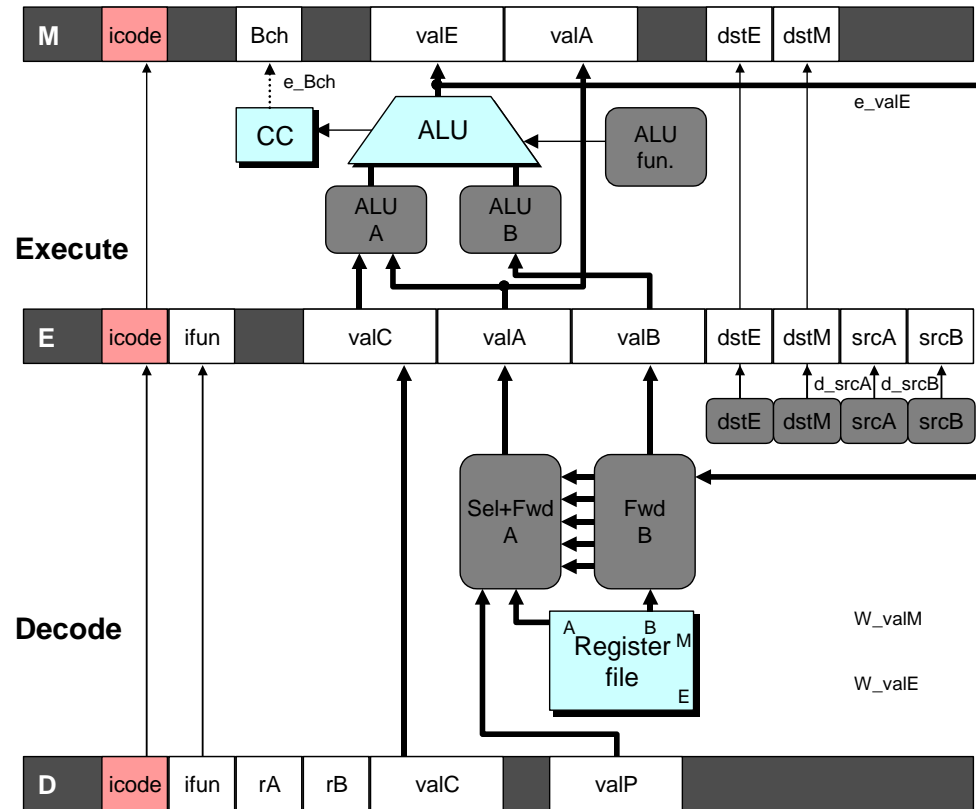
```
    bubble
```

```
0x00b:   irmovl $5,%esi # Return
```



- As `ret` passes through pipeline, stall at fetch stage
 - While in decode, execute, and memory stage
- Inject bubble into decode stage
- Release stall when reach write-back stage

Detecting Return



Condition	Trigger
Processing ret	IRET in { D_icode, E_icode, M_icode }

Control for Return

demo-retb

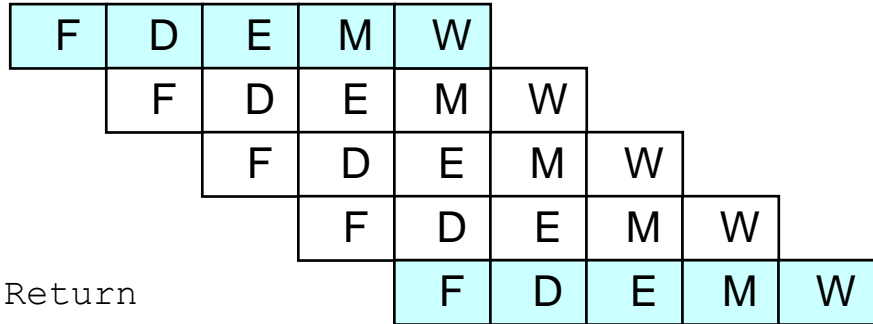
0x026: ret

bubble

bubble

bubble

0x00b: irmovl \$5,%esi # Return



Condition	F	D	E	M	W
Processing ret	stall	bubble	normal	normal	normal

Special Control Cases

Detection

Condition	Trigger
Processing ret	IRET in { D_icode, E_icode, M_icode }
Load/Use Hazard	E_icode in { IMRMOVL, IPOPL } && E_dstM in { d_srcA, d_srcB }
Mispredicted Branch	E_icode = IJXX & !e_Bch

Action (on next cycle)

Condition	F	D	E	M	W
Processing ret	stall	bubble	normal	normal	normal
Load/Use Hazard	stall	stall	bubble	normal	normal
Mispredicted Branch	normal	bubble	bubble	normal	normal

Summary

Today

- Hazard mitigation through pipeline forwarding
- Hardware support for forwarding
- Forwarding to mitigate control (branch) hazards

Next Time

- Implementing pipeline control
- Pipelining and performance analysis